



Customer Service  
PO Box 11813  
Harrisburg, PA 17108-1813

## ACCOUNT STATEMENT

For the Month Ending  
**October 31, 2023**

### SAN BERNARDINO COUNTY

#### Client Management Team

**Kenneth Schiebel, CFA**

Managing Director  
213 Market Street  
Harrisburg, PA 17101-2141  
717-232-2723  
schiebelk@pfmam.com

**Danny A. Nelson**

Director  
800 Nicollet Mall, 4th Floor  
Minneapolis, MN 55402  
612-371-3747  
nelsond@pfmam.com

#### Contents

Cover/Disclosures  
Summary Statement  
Individual Accounts

#### Accounts included in Statement

76990800      SAN BERNARDINO COUNTY

SAN BERNARDINO COUNTY  
PARTH BHATT  
268 WEST HOSPITALITY LANE  
FIRST FLOOR  
SAN BERNARDINO, CA 92415-0360

**Online Access**    <https://www.pfmam.com>      **Customer Service**    1-717-232-2723

**Important Disclosures**

**Important Disclosures**

This statement is for general information purposes only and is not intended to provide specific advice or recommendations. PFM Asset Management LLC ("PFMAM") is an investment adviser registered with the U.S. Securities and Exchange Commission and a subsidiary of U.S. Bancorp Asset Management, Inc. ("USBAM"). USBAM is a subsidiary of U.S. Bank National Association ("U.S. Bank"). U.S. Bank is a separate entity and subsidiary of U.S. Bancorp. U.S. Bank is not responsible for and does not guarantee the products, services or performance of PFMAM. PFMAM maintains a written disclosure statement of our background and business experience. If you would like to receive a copy of our current disclosure statement, please contact Service Operations at the address below.

**Proxy Voting** PFMAM does not normally receive proxies to vote on behalf of its clients. However, it does on occasion receive consent requests. In the event a consent request is received the portfolio manager contacts the client and then proceeds according to their instructions. PFMAM's Proxy Voting Policy is available upon request by contacting Service Operations at the address below.

**Questions About an Account** PFMAM's monthly statement is intended to detail our investment advisory activity as well as the activity of any accounts held by clients in pools that are managed by PFMAM. The custodian bank maintains the control of assets and executes (i.e., settles) all investment transactions. The custodian statement is the official record of security and cash holdings and transactions. PFMAM recognizes that clients may use these reports to facilitate record keeping and that the custodian bank statement and the PFMAM statement should be reconciled and differences resolved. Many custodians use a settlement date basis which may result in the need to reconcile due to a timing difference.

**Account Control** PFMAM does not have the authority to withdraw funds from or deposit funds to the custodian outside the scope of services provided by PFMAM. Our clients retain responsibility for their internal accounting policies; implementing and enforcing internal controls and generating ledger entries or otherwise recording transactions.

**Market Value** Generally, PFMAM's market prices are derived from closing bid prices as of the last business day of the month as supplied by Refinitiv or Bloomberg. For certain short-term investments or where prices are not available from generally recognized sources the securities are priced using a yield-based matrix system to arrive at an estimated market value. Prices that fall between data points are interpolated. Non-negotiable FDIC-insured bank certificates of deposit are priced at par. Although PFMAM believes the prices to be reliable, the values of the securities may not represent the prices at which the securities could have been bought or sold. Explanation of the valuation methods for a registered investment company or local government investment program is contained in the appropriate fund offering documentation or information statement.

**Amortized Cost** The original cost of the principal of the security is adjusted for the amount of the periodic reduction of any discount or premium from the purchase date until the date of the report. Discount or premium with respect to short term securities (those with less than one year to maturity at time of issuance) is amortized on a straightline basis. Such discount or premium with respect to longer term securities is amortized using the constant yield basis.

**Tax Reporting** Cost data and realized gains / losses are provided for informational purposes only. Please review for accuracy and consult your tax advisor to determine the tax consequences of your security transactions. PFMAM does not report such information to the IRS or other taxing authorities and is not responsible for the accuracy of such information that may be required to be reported to federal, state or other taxing authorities.

**Financial Situation** In order to better serve you, PFMAM should be promptly notified of any material change in your investment objective or financial situation.

**Callable Securities** Securities subject to redemption prior to maturity may be redeemed in whole or in part before maturity, which could affect the yield represented.

**Portfolio** The securities in this portfolio, including shares of mutual funds, are not guaranteed or otherwise protected by PFMAM, the FDIC (except for certain non-negotiable certificates of deposit) or any government agency. Investment in securities involves risks, including the possible loss of the amount invested. Actual settlement values, accrued interest, and amortized cost amounts may vary for securities subject to an adjustable interest rate or subject to principal paydowns. Any changes to the values shown may be reflected within the next monthly statement's beginning values.

**Rating** Information provided for ratings is based upon a good faith inquiry of selected sources, but its accuracy and completeness cannot be guaranteed.

Shares of some local government investment programs and TERM funds are marketed through representatives of PFMAM's affiliate, PFM Fund Distributors, Inc. which is registered with the SEC as a broker/dealer and is a member of the Financial Industry Regulatory Authority ("FINRA") and the Municipal Securities Rulemaking Board ("MSRB"). You may reach the FINRA by calling the FINRA Hotline at 1-800-289-9999 or at the FINRA website address <https://www.finra.org/investors/investor-contacts>. A brochure describing the FINRA Regulation Public Disclosure Program is also available from FINRA upon request.

**Key Terms and Definitions**

**Dividends** on local government investment program funds consist of interest earned, plus any discount ratably amortized to the date of maturity, plus all realized gains and losses on the sale of securities prior to maturity, less ratably amortization of any premium and all accrued expenses to the fund. Dividends are accrued daily and may be paid either monthly or quarterly. The monthly earnings on this statement represent the estimated dividend accrued for the month for any program that distributes earnings on a quarterly basis. There is no guarantee that the estimated amount will be paid on the actual distribution date.

**Current Yield** is the net change, exclusive of capital changes and income other than investment income, in the value of a hypothetical fund account with a balance of one share over the seven-day base period including the statement date, expressed as a percentage of the value of one share (normally \$1.00 per share) at the beginning of the seven-day period. This resulting net change in account value is then annualized by multiplying it by

365 and dividing the result by 7. The yields quoted should not be considered a representation of the yield of the fund in the future, since the yield is not fixed. **Average maturity** represents the average maturity of all securities and investments of a portfolio, determined by multiplying the par or principal value of each security or investment by its maturity (days or years), summing the products, and dividing the sum by the total principal value of the portfolio. The stated maturity date of mortgage backed or callable securities are used in this statement. However the actual maturity of these securities could vary depending on the level or prepayments on the underlying mortgages or whether a callable security has or is still able to be called.

**Monthly distribution yield** represents the net change in the value of one share (normally \$1.00 per share) resulting from all dividends declared during the month by a fund expressed as a percentage of the value of one share at the beginning of the month. This resulting net change is then annualized by multiplying it by 365 and dividing it by the number of calendar days in the month.

**YTM at Cost** The yield to maturity at cost is the expected rate of return, based on the original cost, the annual interest receipts, maturity value and the time period from purchase date to maturity, stated as a percentage, on an annualized basis.

**YTM at Market** The yield to maturity at market is the rate of return, based on the current market value, the annual interest receipts, maturity value and the time period remaining until maturity, stated as a percentage, on an annualized basis.

**Managed Account** A portfolio of investments managed discretely by PFMAM according to the client's specific investment policy and requirements. The investments are directly owned by the client and held by the client's custodian.

**Unsettled Trade** A trade which has been executed however the final consummation of the security transaction and payment has not yet taken place.

Please review the detail pages of this statement carefully. If you think your statement is wrong, missing account information, or if you need more information about a transaction, please contact PFMAM within 60 days of receipt. If you have other concerns or questions regarding your account, or to request an updated copy of PFMAM's current disclosure statement, please contact a member of your client management team at PFMAM Service Operations at the address below.

PFM Asset Management LLC  
Attn: Service Operations  
213 Market Street  
Harrisburg, PA 17101

**NOT FDIC INSURED      NO BANK GUARANTEE      MAY LOSE VALUE**

**Consolidated Summary Statement**

For the Month Ending **October 31, 2023**

**SAN BERNARDINO COUNTY**

<b>Portfolio Summary</b>		
<b>Portfolio Holdings</b>	<b>Cash Dividends and Income</b>	<b>Closing Market Value</b>
PFMAM Managed Account	31,233,879.58	12,953,202,644.50
Cash Balance	0.00	130,318,376.43
<b>Total</b>	<b>\$31,233,879.58</b>	<b>\$13,083,521,020.93</b>

<b>Investment Allocation</b>		
<b>Investment Type</b>	<b>Closing Market Value</b>	<b>Percent</b>
Asset-Backed Security	903,976,838.44	6.91
Federal Agency Discount Note	93,691,144.97	0.72
Federal Agency Bond / Note	3,040,397,269.96	23.24
Corporate Note	717,215,481.90	5.48
Bank Note	19,865,980.00	0.15
Certificate of Deposit	249,576,255.60	1.91
Federal Agency Commercial Mortgage-Backed Se	1,719,147,018.66	13.14
Commercial Paper	884,915,977.30	6.76
Federally Insured Cash Account	22,169.05	0.00
Joint Powers Authority	614,000,000.00	4.69
Money Market Mutual Fund	610,000,000.00	4.66
Federal Agency Mortgage-Backed Security	794,005,894.12	6.07
Corporate Note	48,538,570.00	0.37
Repurchase Agreement	99,999,367.00	0.76
Supra-National Agency Bond / Note	141,076,175.00	1.08
U.S. Treasury Bill	74,641,657.50	0.57
U.S. Treasury Bond / Note	2,942,132,845.00	22.49
Cash Balance	130,318,376.43	1.00
<b>Total</b>	<b>\$13,083,521,020.93</b>	<b>100.00%</b>

**Consolidated Summary Statement**

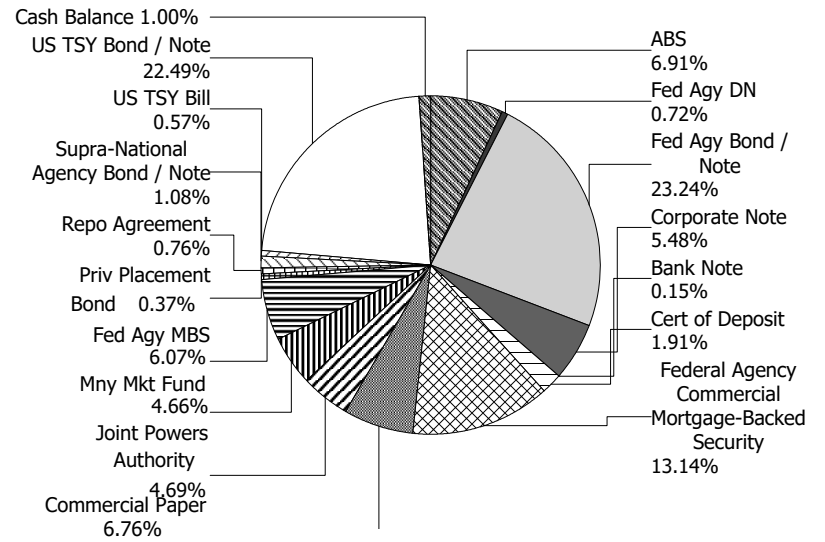
For the Month Ending **October 31, 2023**

**SAN BERNARDINO COUNTY**

**Maturity Distribution (Fixed Income Holdings)**

**Sector Allocation**

<b>Portfolio Holdings</b>	<b>Closing Market Value</b>	<b>Percent</b>
Under 30 days	2,062,570,325.68	15.76
31 to 60 days	376,495,087.85	2.88
61 to 90 days	413,224,317.32	3.16
91 to 180 days	1,037,560,054.30	7.93
181 days to 1 year	1,975,085,133.01	15.10
1 to 2 years	2,750,791,969.39	21.02
2 to 3 years	1,507,094,897.21	11.52
3 to 4 years	1,173,437,948.85	8.97
4 to 5 years	1,348,911,317.26	10.31
Over 5 years	438,349,970.06	3.35
<b>Total</b>	<b>\$13,083,521,020.93</b>	<b>100.00%</b>
<b>Weighted Average Days to Maturity</b>	<b>636</b>	



**Managed Account Summary Statement**

For the Month Ending **October 31, 2023**

**SAN BERNARDINO COUNTY - 76990800**

**Transaction Summary - Managed Account**

<b>Opening Market Value</b>	<b>\$12,771,610,237.66</b>
Maturities/Calls	(844,581,649.64)
Principal Dispositions	(483,000,000.00)
Principal Acquisitions	1,504,471,112.27
Unsettled Trades	0.00
Change in Current Value	4,702,944.21
<b>Closing Market Value</b>	<b>\$12,953,202,644.50</b>

**Cash Transactions Summary - Managed Account**

Maturities/Calls	822,915,277.79
Sale Proceeds	483,000,000.00
Coupon/Interest/Dividend Income	22,163,200.62
Principal Payments	27,581,649.64
Security Purchases	(1,505,271,955.77)
Net Cash Contribution	149,611,827.72
Reconciling Transactions	0.00

**Earnings Reconciliation (Cash Basis) - Managed Account**

Interest/Dividends/Coupons Received	28,078,478.41
Less Purchased Interest Related to Interest/Coupons	(800,843.50)
Plus Net Realized Gains/Losses	3,956,244.67
<b>Total Cash Basis Earnings</b>	<b>\$31,233,879.58</b>

**Cash Balance**

**Closing Cash Balance \$0.00**

**Earnings Reconciliation (Accrual Basis)**

	<b>Total</b>
Ending Amortized Value of Securities	13,258,071,089.94
Ending Accrued Interest	54,550,915.42
Plus Proceeds from Sales	483,000,000.00
Plus Proceeds of Maturities/Calls/Principal Payments	850,496,927.43
Plus Coupons/Dividends Received	22,163,200.62
Less Cost of New Purchases	(1,505,271,955.77)
Less Beginning Amortized Value of Securities	(13,070,405,002.51)
Less Beginning Accrued Interest	(52,427,786.65)
<b>Total Accrual Basis Earnings</b>	<b>\$40,177,388.48</b>

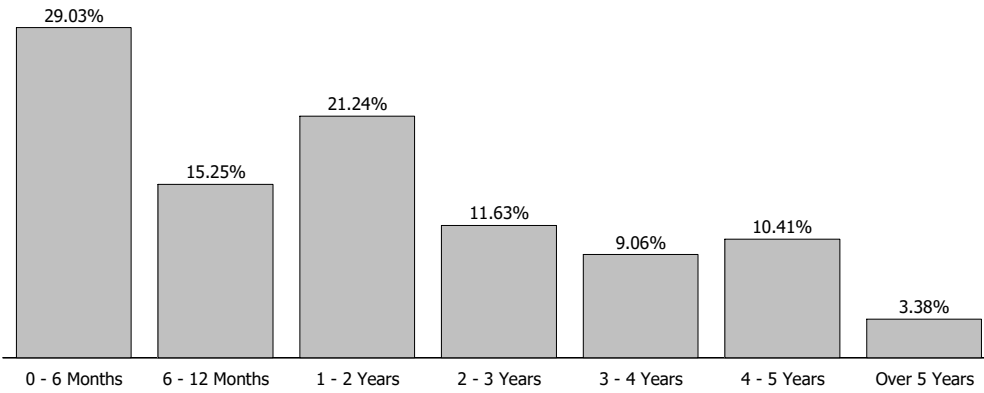


**Portfolio Summary and Statistics**

For the Month Ending **October 31, 2023**

SAN BERNARDINO COUNTY - 76990800

**Maturity Distribution**



**Characteristics**

Yield to Maturity at Cost	3.84%
Yield to Maturity at Market	5.37%
Weighted Average Days to Maturity	643

**Managed Account Issuer Summary**

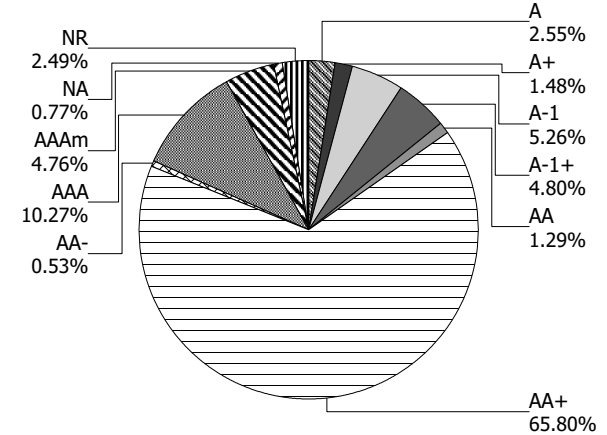
For the Month Ending **October 31, 2023**

**SAN BERNARDINO COUNTY - 76990800**

**Issuer Summary**

<b>Issuer</b>	<b>Market Value of Holdings</b>	<b>Percent</b>
AMAZON.COM INC	147,119,175.00	1.14
AMERICAN EXPRESS CO	65,713,155.10	0.51
APPLE INC	29,434,950.00	0.23
BANK OF AMERICA CO	49,271,050.00	0.38
BMW FINANCIAL SERVICES NA LLC	20,626,412.32	0.16
BMW VEHICLE OWNER TRUST	20,776,852.99	0.16
CAMP	604,000,000.00	4.66
CANTOR FITZGERALD	99,999,367.00	0.77
CAPITAL ONE FINANCIAL CORP	48,560,380.00	0.37
CHARIOT FUNDING LLC	99,892,800.00	0.77
CHARTA LLC	49,463,200.00	0.38
CRC FUNDING LLC	24,686,375.00	0.19
DEERE & COMPANY	108,988,969.00	0.84
DISCOVER FINANCIAL SERVICES	68,222,510.00	0.53
FANNIE MAE	541,814,073.05	4.18
FEDERAL FARM CREDIT BANKS	523,839,950.78	4.04
FEDERAL HOME LOAN BANKS	1,742,856,956.45	13.45
FEDERATED GOVT OBLIGATIONS FUNDS	1,000,000.00	0.01
FIDELITY TREASURY MF	607,000,000.00	4.68
FREDDIE MAC	2,838,730,347.43	21.91
GM FINANCIAL CONSUMER AUTOMOBILE TRUST	12,950,562.93	0.10
HONDA AUTO RECEIVABLES	52,801,591.03	0.41
HYUNDAI AUTO RECEIVABLES	136,024,172.73	1.05
INTER-AMERICAN DEVELOPMENT BANK	73,861,125.00	0.57
INTERNATIONAL FINANCE CORPORATION	19,451,700.00	0.15
INTL BANK OF RECONSTRUCTION AND DEV	47,763,350.00	0.37
INVESTMENT TRUST OF CALIFORNIA	10,000,000.00	0.08
JOHN DEERE OWNER TRUST	150,459,886.17	1.16
JOHNSON & JOHNSON	49,895,850.00	0.39
JP MORGAN CHASE & CO	49,036,450.00	0.38
JUPITER SECURITIZATION COMPANY	49,448,700.00	0.38
LIBERTY STREET FUNDING LLC	109,983,060.00	0.85

**Credit Quality (S&P Ratings)**





**Managed Account Issuer Summary**

For the Month Ending **October 31, 2023**

**SAN BERNARDINO COUNTY - 76990800**

<b>Issuer</b>	<b>Market Value of Holdings</b>	<b>Percent</b>
MERCEDES-BENZ AUTO LEASE TRUST	43,485,604.22	0.34
MERCEDES-BENZ AUTO RECEIVABLES	53,821,252.84	0.42
METLIFE INC	188,379,267.30	1.45
MICROSOFT CORP	99,533,000.00	0.77
MORGAN STANLEY	1,000,000.00	0.01
NESTLE SA	4,887,695.00	0.04
NORTHERN TRUST	1,000,000.00	0.01
PROCTER & GAMBLE CO	34,767,635.00	0.27
STONECASTLE FICA	22,169.05	0.00
THE BANK OF NEW YORK MELLON CORPORATION	226,151,142.90	1.75
Toyota Lease Owner Trust	19,151,738.42	0.15
TOYOTA MOTOR CORP	487,142,215.69	3.76
UNITED STATES TREASURY	3,016,774,502.50	23.28
VERIZON MASTER TRUST	34,496,259.00	0.27
WAL-MART STORES INC	19,474,955.00	0.15
WELLS FARGO & COMPANY	269,442,235.60	2.08
<b>Total</b>	<b>\$12,953,202,644.50</b>	<b>100.00%</b>

**Managed Account Detail of Securities Held**

For the Month Ending **October 31, 2023**

**SAN BERNARDINO COUNTY - 76990800**

<b>Security Type/Description Dated Date/Coupon/Maturity</b>	<b>CUSIP</b>	<b>Par</b>	<b>S&amp;P Rating</b>	<b>Moody's Rating</b>	<b>Trade Date</b>	<b>Settle Date</b>	<b>Original Cost</b>	<b>YTM at Cost</b>	<b>Accrued Interest</b>	<b>Amortized Cost</b>	<b>Market Value</b>
<b>U.S. Treasury Bond / Note</b>											
US TREASURY NOTES DTD 02/28/2017 2.125% 02/29/2024	912828W48	75,000,000.00	AA+	Aaa	03/09/22	03/10/22	75,653,320.31	1.67	271,462.91	75,108,735.70	74,179,687.50
US TREASURY NOTES DTD 05/15/2014 2.500% 05/15/2024	912828WJ5	50,000,000.00	AA+	Aaa	09/30/19	10/01/19	52,062,500.00	1.57	577,445.65	50,239,484.60	49,203,125.00
US TREASURY NOTES DTD 05/15/2014 2.500% 05/15/2024	912828WJ5	50,000,000.00	AA+	Aaa	12/23/19	12/26/19	51,611,328.13	1.73	577,445.65	50,197,141.27	49,203,125.00
US TREASURY NOTES DTD 05/15/2021 0.250% 05/15/2024	91282CCC3	75,000,000.00	AA+	Aaa	02/28/22	03/01/22	72,943,359.38	1.52	86,616.85	74,499,873.99	72,925,785.00
US TREASURY NOTES DTD 05/31/2017 2.000% 05/31/2024	912828XT2	50,000,000.00	AA+	Aaa	03/21/22	03/22/22	49,826,171.88	2.16	420,765.03	49,953,993.06	49,000,000.00
US TREASURY NOTES DTD 06/30/2017 2.000% 06/30/2024	912828XX3	50,000,000.00	AA+	Aaa	09/25/19	09/26/19	50,886,718.75	1.61	336,956.52	50,123,396.17	48,859,375.00
US TREASURY NOTES DTD 06/30/2017 2.000% 06/30/2024	912828XX3	50,000,000.00	AA+	Aaa	10/31/19	11/01/19	51,017,578.13	1.55	336,956.52	50,144,600.06	48,859,375.00
US TREASURY NOTES DTD 06/30/2017 2.000% 06/30/2024	912828XX3	50,000,000.00	AA+	Aaa	11/01/19	11/04/19	50,935,546.88	1.58	336,956.52	50,133,177.85	48,859,375.00
US TREASURY NOTES DTD 06/30/2019 1.750% 06/30/2024	9128286Z8	50,000,000.00	AA+	Aaa	12/11/19	12/12/19	50,173,828.13	1.67	294,836.96	50,025,310.71	48,773,440.00
US TREASURY NOTES DTD 06/30/2019 1.750% 06/30/2024	9128286Z8	50,000,000.00	AA+	Aaa	03/17/22	03/21/22	49,701,171.88	2.02	294,836.96	49,913,081.24	48,773,440.00
US TREASURY NOTES DTD 06/30/2019 1.750% 06/30/2024	9128286Z8	50,000,000.00	AA+	Aaa	06/10/22	06/13/22	48,742,187.50	3.03	294,836.96	49,593,060.66	48,773,440.00
US TREASURY NOTES DTD 07/15/2021 0.375% 07/15/2024	91282CCL3	100,000,000.00	AA+	Aaa	06/24/22	06/27/22	94,679,687.50	3.07	111,073.37	98,174,472.21	96,500,000.00
US TREASURY NOTES DTD 07/31/2017 2.125% 07/31/2024	9128282N9	50,000,000.00	AA+	Aaa	10/10/19	10/11/19	51,474,609.38	1.49	268,512.23	50,229,383.68	48,765,625.00
US TREASURY NOTES DTD 07/31/2017 2.125% 07/31/2024	9128282N9	50,000,000.00	AA+	Aaa	04/05/22	04/06/22	49,429,687.50	2.63	268,512.23	49,816,180.27	48,765,625.00

**Managed Account Detail of Securities Held**

For the Month Ending **October 31, 2023**

**SAN BERNARDINO COUNTY - 76990800**

<b>Security Type/Description Dated Date/Coupon/Maturity</b>	<b>CUSIP</b>	<b>Par</b>	<b>S&amp;P Rating</b>	<b>Moody's Rating</b>	<b>Trade Date</b>	<b>Settle Date</b>	<b>Original Cost</b>	<b>YTM at Cost</b>	<b>Accrued Interest</b>	<b>Amortized Cost</b>	<b>Market Value</b>
<b>U.S. Treasury Bond / Note</b>											
US TREASURY NOTES DTD 07/31/2019 1.750% 07/31/2024	912828Y87	50,000,000.00	AA+	Aaa	06/13/22	06/14/22	48,324,218.75	3.39	221,127.72	49,411,968.79	48,625,000.00
US TREASURY NOTES DTD 08/15/2014 2.375% 08/15/2024	912828D56	50,000,000.00	AA+	Aaa	06/10/22	06/13/22	49,279,296.88	3.06	251,698.37	49,738,586.27	48,796,875.00
US TREASURY NOTES DTD 08/31/2019 1.250% 08/31/2024	912828YE4	50,000,000.00	AA+	Aaa	02/09/22	02/10/22	49,712,890.63	1.48	106,456.05	49,906,450.97	48,289,060.00
US TREASURY NOTES DTD 08/31/2019 1.250% 08/31/2024	912828YE4	50,000,000.00	AA+	Aaa	02/15/22	02/16/22	49,417,968.75	1.72	106,456.05	49,809,128.91	48,289,060.00
US TREASURY NOTES DTD 09/30/2019 1.500% 09/30/2024	912828YH7	50,000,000.00	AA+	Aaa	02/15/22	02/16/22	49,683,593.75	1.75	65,573.77	49,889,571.90	48,242,190.00
US TREASURY NOTES DTD 09/30/2019 1.500% 09/30/2024	912828YH7	50,000,000.00	AA+	Aaa	04/04/22	04/05/22	48,683,593.75	2.60	65,573.77	49,516,303.97	48,242,190.00
US TREASURY NOTES DTD 10/15/2021 0.625% 10/15/2024	91282CDB4	75,000,000.00	AA+	Aaa	03/09/22	03/10/22	72,793,945.31	1.79	21,772.54	74,189,565.17	71,648,437.50
US TREASURY NOTES DTD 11/15/2021 0.750% 11/15/2024	91282CDH1	75,000,000.00	AA+	Aaa	03/28/22	03/29/22	71,589,843.75	2.55	259,850.54	73,652,952.83	71,472,660.00
US TREASURY NOTES DTD 01/31/2020 1.375% 01/31/2025	912828Z52	50,000,000.00	AA+	Aaa	10/27/21	10/28/21	50,845,703.13	0.85	173,743.21	50,324,505.74	47,625,000.00
US TREASURY NOTES DTD 02/17/2015 2.000% 02/15/2025	912828J27	50,000,000.00	AA+	Aaa	12/19/19	12/20/19	50,576,171.88	1.77	211,956.52	50,144,348.79	47,937,500.00
US TREASURY NOTES DTD 02/15/2022 1.500% 02/15/2025	91282CDZ1	50,000,000.00	AA+	Aaa	03/02/22	03/03/22	49,767,578.13	1.66	158,967.39	49,898,423.03	47,632,810.00
US TREASURY NOTES DTD 03/15/2022 1.750% 03/15/2025	91282CED9	100,000,000.00	AA+	Aaa	05/02/23	05/03/23	95,890,625.00	4.06	225,961.54	96,987,261.73	95,359,380.00
US TREASURY NOTES DTD 05/15/2015 2.125% 05/15/2025	912828XB1	50,000,000.00	AA+	Aaa	12/09/19	12/10/19	51,109,375.00	1.70	490,828.80	50,313,847.39	47,734,375.00
US TREASURY NOTES DTD 05/15/2022 2.750% 05/15/2025	91282CEQ0	50,000,000.00	AA+	Aaa	06/09/22	06/10/22	49,652,343.75	3.00	635,190.22	49,817,724.15	48,179,690.00

**Managed Account Detail of Securities Held**

For the Month Ending **October 31, 2023**

**SAN BERNARDINO COUNTY - 76990800**

<b>Security Type/Description</b> <b>Dated Date/Coupon/Maturity</b>	<b>CUSIP</b>	<b>Par</b>	<b>S&amp;P Rating</b>	<b>Moody's Rating</b>	<b>Trade Date</b>	<b>Settle Date</b>	<b>Original Cost</b>	<b>YTM at Cost</b>	<b>Accrued Interest</b>	<b>Amortized Cost</b>	<b>Market Value</b>
<b>U.S. Treasury Bond / Note</b>											
US TREASURY NOTES DTD 05/31/2020 0.250% 05/31/2025	912828ZT0	50,000,000.00	AA+	Aaa	11/22/21	11/24/21	48,667,968.75	1.02	52,595.63	49,401,415.86	46,265,625.00
US TREASURY NOTES DTD 06/15/2022 2.875% 06/15/2025	91282CEU1	25,000,000.00	AA+	Aaa	04/17/23	04/18/23	24,354,492.19	4.14	272,967.90	24,515,664.61	24,105,470.00
US TREASURY NOTES DTD 06/15/2022 2.875% 06/15/2025	91282CEU1	25,000,000.00	AA+	Aaa	04/18/23	04/19/23	24,353,515.63	4.14	272,967.90	24,514,316.31	24,105,470.00
US TREASURY NOTES DTD 06/30/2020 0.250% 06/30/2025	912828ZW3	50,000,000.00	AA+	Aaa	11/22/21	11/24/21	48,605,468.75	1.04	42,119.57	49,355,798.73	46,109,375.00
US TREASURY NOTES DTD 06/30/2020 0.250% 06/30/2025	912828ZW3	50,000,000.00	AA+	Aaa	01/24/22	01/25/22	48,166,015.63	1.35	42,119.57	49,110,839.85	46,109,375.00
US TREASURY NOTES DTD 06/30/2020 0.250% 06/30/2025	912828ZW3	50,000,000.00	AA+	Aaa	06/09/22	06/10/22	45,994,140.63	3.01	42,119.57	47,821,185.81	46,109,375.00
US TREASURY NOTES DTD 06/30/2020 0.250% 06/30/2025	912828ZW3	75,000,000.00	AA+	Aaa	01/26/22	01/27/22	72,058,593.75	1.43	63,179.35	73,571,653.13	69,164,062.50
US TREASURY NOTES DTD 06/30/2020 0.250% 06/30/2025	912828ZW3	75,000,000.00	AA+	Aaa	01/31/22	02/01/22	71,976,562.50	1.47	63,179.35	73,525,922.44	69,164,062.50
US TREASURY NOTES DTD 07/15/2022 3.000% 07/15/2025	91282CEY3	50,000,000.00	AA+	Aaa	04/10/23	04/11/23	49,005,859.38	3.93	444,293.48	49,251,385.63	48,242,190.00
US TREASURY NOTES DTD 07/31/2020 0.250% 07/31/2025	91282CAB7	50,000,000.00	AA+	Aaa	11/22/21	11/24/21	48,470,703.13	1.10	31,589.68	49,274,578.88	45,937,500.00
US TREASURY NOTES DTD 07/31/2020 0.250% 07/31/2025	91282CAB7	50,000,000.00	AA+	Aaa	11/22/21	11/24/21	48,482,421.88	1.09	31,589.68	49,280,137.67	45,937,500.00
US TREASURY NOTES DTD 08/31/2020 0.250% 08/31/2025	91282CAJ0	50,000,000.00	AA+	Aaa	01/18/22	01/19/22	47,859,375.00	1.47	21,291.21	48,915,092.33	45,781,250.00
US TREASURY NOTES DTD 08/31/2020 0.250% 08/31/2025	91282CAJ0	50,000,000.00	AA+	Aaa	06/27/22	06/28/22	45,480,468.75	3.27	21,291.21	47,393,477.24	45,781,250.00
US TREASURY NOTES DTD 08/31/2020 0.250% 08/31/2025	91282CAJ0	75,000,000.00	AA+	Aaa	03/10/22	03/11/22	70,769,531.25	1.94	31,936.81	72,769,752.88	68,671,875.00

**Managed Account Detail of Securities Held**

For the Month Ending **October 31, 2023**

**SAN BERNARDINO COUNTY - 76990800**

<b>Security Type/Description</b> <b>Dated Date/Coupon/Maturity</b>	<b>CUSIP</b>	<b>Par</b>	<b>S&amp;P Rating</b>	<b>Moody's Rating</b>	<b>Trade Date</b>	<b>Settle Date</b>	<b>Original Cost</b>	<b>YTM at Cost</b>	<b>Accrued Interest</b>	<b>Amortized Cost</b>	<b>Market Value</b>
<b>U.S. Treasury Bond / Note</b>											
US TREASURY NOTES DTD 09/30/2020 0.250% 09/30/2025	91282CAM3	50,000,000.00	AA+	Aaa	03/14/22	03/15/22	46,951,171.88	2.04	10,928.96	48,354,339.11	45,640,625.00
US TREASURY NOTES DTD 10/31/2020 0.250% 10/31/2025	91282CAT8	50,000,000.00	AA+	Aaa	04/05/22	04/06/22	45,789,062.50	2.75	343.41	47,642,650.02	45,460,940.00
US TREASURY NOTES DTD 10/31/2020 0.250% 10/31/2025	91282CAT8	50,000,000.00	AA+	Aaa	09/27/22	09/28/22	44,087,890.63	4.38	343.41	46,177,289.78	45,460,940.00
US TREASURY NOTES DTD 01/31/2021 0.375% 01/31/2026	91282CBH3	50,000,000.00	AA+	Aaa	10/05/22	10/06/22	44,132,812.50	4.20	47,384.51	46,024,049.36	45,117,190.00
US TREASURY NOTES DTD 01/31/2021 0.375% 01/31/2026	91282CBH3	50,000,000.00	AA+	Aaa	10/11/22	10/12/22	43,957,031.25	4.34	47,384.51	45,884,573.06	45,117,190.00
US TREASURY NOTES DTD 01/31/2021 0.375% 01/31/2026	91282CBH3	50,000,000.00	AA+	Aaa	01/03/23	01/04/23	44,566,406.25	4.18	47,384.51	46,022,783.56	45,117,190.00
US TREASURY NOTES DTD 02/28/2021 0.500% 02/28/2026	91282CBO3	50,000,000.00	AA+	Aaa	10/24/22	10/25/22	43,773,437.50	4.55	42,582.42	45,668,921.34	45,101,560.00
US TREASURY NOTES DTD 05/31/2021 0.750% 05/31/2026	91282CCF6	50,000,000.00	AA+	Aaa	09/29/22	09/30/22	44,224,609.38	4.18	157,786.89	45,936,954.47	44,960,940.00
US TREASURY NOTES DTD 05/31/2019 2.125% 05/31/2026	9128286X3	50,000,000.00	AA+	Aaa	11/01/22	11/02/22	46,298,828.13	4.38	447,062.84	47,330,395.17	46,609,375.00
US TREASURY NOTES DTD 06/30/2021 0.875% 06/30/2026	91282CCJ8	50,000,000.00	AA+	Aaa	02/10/23	02/13/23	44,972,656.25	4.09	147,418.48	46,036,838.50	45,039,060.00
US TREASURY NOTES DTD 06/30/2021 0.875% 06/30/2026	91282CCJ8	50,000,000.00	AA+	Aaa	02/14/23	02/15/23	44,855,468.75	4.18	147,418.48	45,937,868.10	45,039,060.00
US TREASURY NOTES DTD 05/15/2017 2.375% 05/15/2027	912828X88	50,000,000.00	AA+	Aaa	09/27/22	09/28/22	46,058,593.75	4.27	548,573.37	46,989,138.78	45,953,125.00
US TREASURY NOTES DTD 05/15/2017 2.375% 05/15/2027	912828X88	50,000,000.00	AA+	Aaa	10/27/22	10/31/22	46,332,031.25	4.16	548,573.37	47,142,216.26	45,953,125.00
US TREASURY NOTES DTD 06/30/2020 0.500% 06/30/2027	912828ZV5	50,000,000.00	AA+	Aaa	11/01/22	11/02/22	42,123,046.88	4.26	84,239.13	43,808,650.02	42,734,375.00

**Managed Account Detail of Securities Held**

For the Month Ending **October 31, 2023**

**SAN BERNARDINO COUNTY - 76990800**

<b>Security Type/Description</b> <b>Dated Date/Coupon/Maturity</b>	<b>CUSIP</b>	<b>Par</b>	<b>S&amp;P Rating</b>	<b>Moody's Rating</b>	<b>Trade Date</b>	<b>Settle Date</b>	<b>Original Cost</b>	<b>YTM at Cost</b>	<b>Accrued Interest</b>	<b>Amortized Cost</b>	<b>Market Value</b>
<b>U.S. Treasury Bond / Note</b>											
US TREASURY NOTES DTD 07/31/2020 0.375% 07/31/2027	91282CAD3	50,000,000.00	AA+	Aaa	09/26/22	09/27/22	41,859,375.00	4.12	47,384.51	43,701,145.36	42,359,375.00
US TREASURY NOTES DTD 08/15/2017 2.250% 08/15/2027	9128282R0	50,000,000.00	AA+	Aaa	11/03/22	11/04/22	45,289,062.50	4.46	238,451.09	46,266,345.81	45,468,750.00
<b>Security Type Sub-Total</b>		<b>3,125,000,000.00</b>					<b>2,995,981,445.43</b>	<b>2.59</b>	<b>11,468,871.65</b>	<b>3,039,377,911.18</b>	<b>2,942,132,845.00</b>
<b>U.S. Treasury Bill</b>											
US TREASURY BILL DTD 11/03/2022 0.000% 11/02/2023	912796YT0	25,000,000.00	A-1+	P-1	06/02/23	06/05/23	24,455,208.33	5.35	0.00	24,996,368.06	24,996,322.50
US TREASURY BILL DTD 08/22/2023 0.000% 12/19/2023	912797HV2	50,000,000.00	A-1+	P-1	09/21/23	09/25/23	49,374,187.50	5.37	0.00	49,646,600.00	49,645,335.00
<b>Security Type Sub-Total</b>		<b>75,000,000.00</b>					<b>73,829,395.83</b>	<b>5.36</b>	<b>0.00</b>	<b>74,642,968.06</b>	<b>74,641,657.50</b>
<b>Supra-National Agency Bond / Note</b>											
INTL BK RECON & DEVELOP NOTES DTD 11/24/2020 0.250% 11/24/2023	459058JM6	25,000,000.00	AAA	Aaa	11/17/20	11/24/20	24,946,250.00	0.32	27,256.94	24,998,871.00	24,920,675.00
INTL BK RECON & DEVELOP NOTES DTD 03/29/2022 2.250% 03/28/2024	45906M3C3	13,000,000.00	AAA	Aaa	03/22/22	03/29/22	12,989,860.00	2.29	26,812.50	12,997,944.22	12,824,825.00
INTL BANK OF RECON AND DEV SN (FLOATER) DTD 06/16/2020 5.740% 06/17/2024	45906M2B6	10,000,000.00	AAA	Aaa	06/09/20	06/16/20	10,000,000.00	0.48	69,645.09	10,000,000.00	10,017,850.00
INTER-AMERICAN DEVEL BK NOTES DTD 07/01/2022 3.250% 07/01/2024	4581X0EE4	60,000,000.00	AAA	Aaa	06/22/22	07/01/22	59,994,000.00	3.26	650,000.00	59,998,005.47	59,072,820.00
INTL FINANCE CORP CORPORATE NOTES DTD 09/15/2022 3.625% 09/15/2025	45950KDA5	20,000,000.00	AAA	Aaa	09/07/22	09/15/22	19,992,200.00	3.64	92,638.89	19,995,132.12	19,451,700.00
INTER-AMERICAN DEVEL BK NOTES DTD 07/06/2023 4.500% 05/15/2026	4581X0EK0	15,000,000.00	AAA	Aaa	06/27/23	07/06/23	14,988,450.00	4.53	215,625.00	14,989,755.46	14,788,305.00
<b>Security Type Sub-Total</b>		<b>143,000,000.00</b>					<b>142,910,760.00</b>	<b>2.64</b>	<b>1,081,978.42</b>	<b>142,979,708.27</b>	<b>141,076,175.00</b>

**Managed Account Detail of Securities Held**

For the Month Ending **October 31, 2023**

**SAN BERNARDINO COUNTY - 76990800**

<b>Security Type/Description</b>	<b>Dated Date/Coupon/Maturity</b>	<b>CUSIP</b>	<b>Par</b>	<b>S&amp;P Rating</b>	<b>Moody's Rating</b>	<b>Trade Date</b>	<b>Settle Date</b>	<b>Original Cost</b>	<b>YTM at Cost</b>	<b>Accrued Interest</b>	<b>Amortized Cost</b>	<b>Market Value</b>
<b>Repurchase Agreement</b>												
CANTOR FITZGERALD REPO AGRMT DTD 10/26/2023 5.290% 11/02/2023		RE1365221	100,000,000.00	NA	NA	10/26/23	10/26/23	100,000,000.00	5.29	88,166.67	100,000,000.00	99,999,367.00
<b>Security Type Sub-Total</b>			<b>100,000,000.00</b>					<b>100,000,000.00</b>	<b>5.29</b>	<b>88,166.67</b>	<b>100,000,000.00</b>	<b>99,999,367.00</b>
<b>Money Market Mutual Fund</b>												
NORTHERN TRUST INST GOVT SELECT 848		665278701	1,000,000.00	AAAm	NR	02/28/22	02/28/22	1,000,000.00	5.23	0.00	1,000,000.00	1,000,000.00
FEDERATED GOVT OBLIGATIONS FUND		608919718	1,000,000.00	AAAm	NR	02/28/23	02/28/23	1,000,000.00	5.22	0.00	1,000,000.00	1,000,000.00
MORGAN STANLEY LIQ GOVT-INST FUND		61747C707	1,000,000.00	NR	NR	08/31/23	08/31/23	1,000,000.00	5.25	0.00	1,000,000.00	1,000,000.00
FIDELITY GOV'T MM FUND 2642		31607A703	607,000,000.00	AAA	AAA	10/30/23	10/30/23	607,000,000.00	5.24	0.00	607,000,000.00	607,000,000.00
<b>Security Type Sub-Total</b>			<b>610,000,000.00</b>					<b>610,000,000.00</b>	<b>5.24</b>	<b>0.00</b>	<b>610,000,000.00</b>	<b>610,000,000.00</b>
<b>Joint Powers Authority</b>												
INVESTMENT TRUST OF CALIFORNIA		CALTRUST3	10,000,000.00	AAAm	NR	08/26/21	08/26/21	10,000,000.00	5.48	0.00	10,000,000.00	10,000,000.00
CALIFORNIA ASSET MANAGEMENT PROGRAM		CAMPMF025	15,000,000.00	AAAm	NR	05/25/23	05/25/23	15,000,000.00	5.56	0.00	15,000,000.00	15,000,000.00
CALIFORNIA ASSET MANAGEMENT PROGRAM		CAMPMF025	19,000,000.00	AAAm	NR	04/12/23	04/12/23	19,000,000.00	5.56	0.00	19,000,000.00	19,000,000.00
CALIFORNIA ASSET MANAGEMENT PROGRAM		CAMPMF025	19,000,000.00	AAAm	NR	05/16/23	05/16/23	19,000,000.00	5.56	0.00	19,000,000.00	19,000,000.00
CALIFORNIA ASSET MANAGEMENT PROGRAM		CAMPMF025	22,000,000.00	AAAm	NR	06/01/23	06/01/23	22,000,000.00	5.56	0.00	22,000,000.00	22,000,000.00
CALIFORNIA ASSET MANAGEMENT PROGRAM		CAMPMF025	33,000,000.00	AAAm	NR	06/27/23	06/27/23	33,000,000.00	5.56	0.00	33,000,000.00	33,000,000.00
CALIFORNIA ASSET MANAGEMENT PROGRAM		CAMPMF025	37,000,000.00	AAAm	NR	12/08/22	12/08/22	37,000,000.00	5.56	0.00	37,000,000.00	37,000,000.00
CALIFORNIA ASSET MANAGEMENT PROGRAM		CAMPMF025	39,000,000.00	AAAm	NR	02/27/23	02/27/23	39,000,000.00	5.56	0.00	39,000,000.00	39,000,000.00

**Managed Account Detail of Securities Held**

For the Month Ending **October 31, 2023**

**SAN BERNARDINO COUNTY - 76990800**

<b>Security Type/Description</b>	<b>Dated Date/Coupon/Maturity</b>	<b>CUSIP</b>	<b>Par</b>	<b>S&amp;P Rating</b>	<b>Moody's Rating</b>	<b>Trade Date</b>	<b>Settle Date</b>	<b>Original Cost</b>	<b>YTM at Cost</b>	<b>Accrued Interest</b>	<b>Amortized Cost</b>	<b>Market Value</b>
<b>Joint Powers Authority</b>												
CALIFORNIA ASSET MANAGEMENT PROGRAM		CAMPMF025	40,000,000.00	AAAm	NR	12/27/22	12/27/22	40,000,000.00	5.56	0.00	40,000,000.00	40,000,000.00
CALIFORNIA ASSET MANAGEMENT PROGRAM		CAMPMF025	56,000,000.00	AAAm	NR	06/27/23	06/27/23	56,000,000.00	5.56	0.00	56,000,000.00	56,000,000.00
CALIFORNIA ASSET MANAGEMENT PROGRAM		CAMPMF025	75,000,000.00	AAAm	NR	06/26/23	06/26/23	75,000,000.00	5.56	0.00	75,000,000.00	75,000,000.00
CALIFORNIA ASSET MANAGEMENT PROGRAM		CAMPMF025	99,000,000.00	AAAm	NR	02/27/23	02/27/23	99,000,000.00	5.56	0.00	99,000,000.00	99,000,000.00
CALIFORNIA ASSET MANAGEMENT PROGRAM		CAMPMF025	150,000,000.00	AAAm	NR	06/30/23	06/30/23	150,000,000.00	5.56	0.00	150,000,000.00	150,000,000.00
<b>Security Type Sub-Total</b>			<b>614,000,000.00</b>					<b>614,000,000.00</b>	<b>5.56</b>	<b>0.00</b>	<b>614,000,000.00</b>	<b>614,000,000.00</b>
<b>Federally Insured Cash Account</b>												
STONECASTLE FICA		FICAMF003	22,169.05	NR	NR	08/30/19	08/30/19	22,169.05	5.33	0.00	22,169.05	22,169.05
<b>Security Type Sub-Total</b>			<b>22,169.05</b>					<b>22,169.05</b>	<b>5.33</b>	<b>0.00</b>	<b>22,169.05</b>	<b>22,169.05</b>
<b>Federal Agency Mortgage-Backed Security</b>												
FR WN1252 DTD 06/01/2023 4.500% 03/01/2028		3132XFMA3	9,786,000.00	AA+	Aaa	06/15/23	06/21/23	9,642,268.13	4.85	37,401.29	9,653,414.68	9,298,429.87
FR WN1245 DTD 06/01/2023 4.350% 03/01/2028		3132XFL30	25,000,000.00	AA+	Aaa	06/06/23	06/09/23	24,512,695.31	4.81	92,363.01	24,553,609.72	23,619,916.25
FR WN1255 DTD 07/01/2023 4.670% 04/01/2028		3132XFMD7	21,000,000.00	AA+	Aaa	07/20/23	07/25/23	20,547,187.50	5.19	83,292.33	20,573,372.33	20,042,707.86
FR WN2390 DTD 07/01/2023 4.920% 04/01/2028		3132XGU07	51,524,000.00	AA+	Aaa	07/13/23	07/18/23	51,493,810.16	4.93	215,299.74	51,495,671.78	49,825,240.32
FR WN2389 DTD 07/01/2023 4.650% 05/01/2028		3132XGUP9	43,850,000.00	AA+	Aaa	07/18/23	07/21/23	44,062,398.44	4.54	173,177.47	44,049,868.64	42,364,629.49
FR WN2432 DTD 09/01/2023 5.050% 05/01/2028		3132XGV29	49,502,000.00	AA+	Aaa	09/13/23	09/18/23	48,662,786.41	5.47	215,264.95	48,681,929.47	48,001,536.96



**Managed Account Detail of Securities Held**

For the Month Ending **October 31, 2023**

**SAN BERNARDINO COUNTY - 76990800**

<b>Security Type/Description</b>	<b>CUSIP</b>	<b>Par</b>	<b>S&amp;P Rating</b>	<b>Moody's Rating</b>	<b>Trade Date</b>	<b>Settle Date</b>	<b>Original Cost</b>	<b>YTM at Cost</b>	<b>Accrued Interest</b>	<b>Amortized Cost</b>	<b>Market Value</b>
<b>Federal Agency Mortgage-Backed Security</b>											
FR WN1250 DTD 06/01/2023 4.400% 05/01/2028	3132XFL89	75,000,000.00	AA+	Aaa	06/15/23	06/21/23	73,848,632.81	4.75	280,273.97	73,934,855.69	70,812,437.25
FR WN2458 DTD 10/01/2023 5.060% 06/01/2028	3132XGWU6	24,652,000.00	AA+	Aaa	10/17/23	10/20/23	23,942,292.03	5.77	105,942.81	23,946,626.18	23,934,113.05
FR WN1268 DTD 10/01/2023 4.620% 06/01/2028	3132XFMS4	33,378,000.00	AA+	Aaa	10/05/23	10/11/23	32,041,576.17	5.60	130,969.79	32,055,841.55	31,843,552.26
FR WN2409 DTD 08/01/2023 4.900% 06/01/2028	3132XGVB9	42,540,000.00	AA+	Aaa	08/03/23	08/08/23	41,659,289.06	5.39	177,036.33	41,701,847.58	40,946,791.92
FR WN2382 DTD 07/01/2023 4.340% 06/01/2028	3132XGUG9	50,000,000.00	AA+	Aaa	08/18/23	08/23/23	48,044,921.88	5.27	184,301.37	48,123,394.05	47,053,616.00
FR WN2337 DTD 04/01/2023 4.350% 01/01/2030	3132XGS31	62,975,000.00	AA+	Aaa	08/22/23	08/25/23	59,452,335.94	5.39	232,662.43	59,555,541.95	57,939,600.24
FR WN2398 DTD 07/01/2023 5.030% 02/01/2030	3132XGUY0	15,656,000.00	AA+	Aaa	07/18/23	07/21/23	15,802,775.00	4.86	66,883.29	15,796,441.60	15,001,374.73
FR WN2397 DTD 07/01/2023 5.000% 02/01/2030	3132XGUX2	33,757,000.00	AA+	Aaa	07/18/23	07/21/23	34,087,976.84	4.82	143,351.64	34,073,695.06	32,274,936.72
FR WN2446 DTD 10/01/2023 4.890% 02/01/2030	3132XGWG7	39,700,000.00	AA+	Aaa	10/05/23	10/11/23	38,307,398.44	5.55	164,880.08	38,317,830.14	37,982,380.69
FR WN2405 DTD 07/01/2023 4.310% 04/01/2030	3132XGU79	26,814,000.00	AA+	Aaa	07/20/23	07/25/23	26,363,608.59	4.60	98,153.93	26,381,867.70	25,028,213.61
FR WN2392 DTD 07/01/2023 4.050% 04/01/2030	3132XGUS3	30,193,000.00	AA+	Aaa	07/13/23	07/18/23	29,460,583.87	4.47	103,855.65	29,492,285.02	27,708,550.88
FR WN2404 DTD 07/01/2023 4.320% 04/01/2030	3132XGU61	30,648,000.00	AA+	Aaa	09/14/23	09/19/23	29,581,305.94	4.94	114,010.56	29,597,495.02	28,602,218.72
FR WN2415 DTD 08/01/2023 4.640% 05/01/2030	3132XGVH6	24,795,000.00	AA+	Aaa	08/08/23	08/11/23	24,740,760.94	4.68	97,712.68	24,742,572.59	23,564,448.95
FR WN2460 DTD 10/01/2023 4.340% 06/01/2030	3132XGWW2	9,385,000.00	AA+	Aaa	10/17/23	10/20/23	8,691,756.45	5.68	34,593.37	8,694,545.01	8,675,914.54

**Managed Account Detail of Securities Held**

For the Month Ending **October 31, 2023**

**SAN BERNARDINO COUNTY - 76990800**

<b>Security Type/Description</b> <b>Dated Date/Coupon/Maturity</b>	<b>CUSIP</b>	<b>Par</b>	<b>S&amp;P Rating</b>	<b>Moody's Rating</b>	<b>Trade Date</b>	<b>Settle Date</b>	<b>Original Cost</b>	<b>YTM at Cost</b>	<b>Accrued Interest</b>	<b>Amortized Cost</b>	<b>Market Value</b>
<b>Federal Agency Mortgage-Backed Security</b>											
FR WN2421 DTD 09/01/2023 4.020% 06/01/2030	3132XGVP8	32,235,000.00	AA+	Aaa	09/21/23	09/26/23	30,224,090.04	5.12	110,058.24	30,248,701.23	29,460,103.86
FR WN2442 DTD 09/01/2023 4.230% 06/01/2030	3132XGWC6	59,832,000.00	AA+	Aaa	09/26/23	09/28/23	55,984,989.38	5.38	214,952.61	56,029,029.40	54,480,973.54
FR WN2459 DTD 10/01/2023 5.260% 07/01/2030	3132XGWW4	46,801,000.00	AA+	Aaa	10/17/23	10/20/23	45,534,082.30	5.75	209,078.66	45,539,090.67	45,544,206.41
<b>Security Type Sub-Total</b>		<b>839,023,000.00</b>					<b>816,689,521.63</b>	<b>5.14</b>	<b>3,285,516.20</b>	<b>817,239,527.06</b>	<b>794,005,894.12</b>
<b>Federal Agency Discount Note</b>											
FED HOME LN DISCOUNT NT DISC NOTES DTD 12/21/2022 0.000% 12/21/2023	313384QU6	50,000,000.00	A-1+	P-1	05/08/23	05/09/23	48,496,472.22	4.94	0.00	49,667,361.11	49,616,916.05
FED HOME LN DISCOUNT NT DISC NOTES DTD 01/09/2023 0.000% 01/08/2024	313384RN1	44,538,000.00	A-1+	P-1	06/01/23	06/01/23	43,153,158.93	5.23	0.00	44,111,895.06	44,074,228.92
<b>Security Type Sub-Total</b>		<b>94,538,000.00</b>					<b>91,649,631.15</b>	<b>5.07</b>	<b>0.00</b>	<b>93,779,256.17</b>	<b>93,691,144.97</b>
<b>Federal Agency Commercial Mortgage-Backed Security</b>											
FHLMC SERIES K037 A2 DTD 03/01/2014 3.490% 01/01/2024	3137B7YY9	44,091,062.11	AA+	Aaa	04/27/22	05/02/22	44,597,420.41	2.78	128,231.51	44,141,781.09	43,846,679.90
FHMS K039 A2 DTD 09/01/2014 3.303% 07/01/2024	3137BDCW4	23,984,275.50	AA+	Aaa	07/19/22	07/22/22	23,848,427.06	3.61	66,016.72	23,937,780.89	23,605,358.48
FHMS KMP1 A2 DTD 09/01/2017 2.982% 08/01/2024	3137FATE8	50,000,000.00	AA+	Aaa	02/24/21	03/01/21	54,023,437.50	0.60	124,250.00	50,882,643.61	48,825,110.00
FHMS K729 A2 DTD 12/01/2017 3.136% 10/01/2024	3137FCM43	16,500,000.00	AA+	Aaa	01/27/21	01/29/21	17,969,531.25	0.68	43,120.00	16,867,108.85	16,119,894.45
FHMS K042 A2 DTD 01/28/2015 2.670% 12/01/2024	3137BFXT3	65,470,000.00	AA+	Aaa	06/23/22	06/28/22	64,406,112.50	3.37	145,670.75	64,995,028.80	63,429,525.97
FHMS K045 A2 DTD 05/01/2015 3.023% 01/01/2025	3137BHXJ1	22,412,977.50	AA+	Aaa	12/14/20	12/17/20	24,623,632.50	0.55	56,462.03	23,052,509.81	21,700,340.29

**Managed Account Detail of Securities Held**

For the Month Ending **October 31, 2023**

**SAN BERNARDINO COUNTY - 76990800**

<b>Security Type/Description</b>	<b>CUSIP</b>	<b>Par</b>	<b>S&amp;P Rating</b>	<b>Moody's Rating</b>	<b>Trade Date</b>	<b>Settle Date</b>	<b>Original Cost</b>	<b>YTM at Cost</b>	<b>Accrued Interest</b>	<b>Amortized Cost</b>	<b>Market Value</b>
<b>Federal Agency Commercial Mortgage-Backed Security</b>											
FHMS K046 A2 DTD 06/17/2015 3.205% 03/01/2025	3137BJP64	50,000,000.00	AA+	Aaa	10/11/22	10/14/22	48,373,046.88	4.65	133,541.67	49,090,104.47	48,376,136.50
FHMS K732 AM DTD 06/28/2018 3.700% 05/01/2025	3137FG7G4	25,000,000.00	AA+	Aaa	03/02/22	03/07/22	26,244,140.63	2.07	77,083.33	25,591,264.05	24,234,370.75
FHMS K047 A2 DTD 07/30/2015 3.329% 05/01/2025	3137BKRJ1	75,000,000.00	AA+	Aaa	05/26/22	06/01/22	75,708,984.38	2.99	208,062.50	75,364,145.03	72,524,515.50
FHLMC SERIES K049 A2 DTD 10/01/2015 3.010% 07/01/2025	3137BLMZ8	10,000,000.00	AA+	Aaa	04/27/22	05/02/22	10,024,218.75	2.93	25,083.33	10,012,737.89	9,596,858.20
FHMS K733 A2 DTD 11/09/2018 3.750% 08/01/2025	3137FJXO7	3,311,667.47	AA+	Aaa	10/28/21	11/02/21	3,595,099.62	1.40	10,348.96	3,444,060.12	3,210,225.23
FHMS K050 A2 DTD 11/01/2015 3.334% 08/01/2025	3137BLW95	30,000,000.00	AA+	Aaa	03/17/22	03/21/22	30,856,640.63	2.45	83,350.00	30,445,397.37	28,904,690.70
FHMS K052 A1 DTD 12/01/2015 3.308% 09/01/2025	3137BM7C4	50,000,000.00	AA+	Aaa	05/16/22	05/19/22	50,433,593.75	3.03	137,833.33	50,241,888.27	48,088,963.50
FHMS K726 A1 DTD 06/01/2017 2.700% 10/01/2025	3137BYLE8	25,000,000.00	AA+	Aaa	04/27/21	04/30/21	26,863,281.25	0.98	56,250.00	25,807,614.16	23,921,840.75
FHMS KJ23 A1 DTD 01/29/2019 3.683% 10/01/2025	3137FKSO0	60,000,000.00	AA+	Aaa	06/10/21	06/15/21	65,231,250.00	1.58	184,150.00	62,333,891.01	57,950,218.20
FRESB 2021-SB82 A5 DTD 01/01/2021 0.670% 11/01/2025	30318CAA5	1,112,840.10	AA+	Aaa	01/13/21	01/22/21	1,118,297.46	0.57	621.34	1,115,127.56	1,048,907.44
FRESB 2021-SB82 A5 DTD 01/01/2021 0.670% 11/01/2025	30318CAA5	2,596,626.96	AA+	Aaa	01/13/21	01/22/21	2,609,360.85	0.57	1,449.78	2,601,964.39	2,447,450.74
FHMS K053 A2 DTD 03/29/2016 2.995% 12/01/2025	3137BN6G4	59,300,000.00	AA+	Aaa	04/04/23	04/06/23	57,504,785.16	4.20	148,002.92	57,891,589.18	56,478,321.58
FRESB 2021-SB83 DTD 02/01/2021 0.670% 01/01/2026	30318NAA1	3,371,831.98	AA+	Aaa	02/10/21	02/19/21	3,387,666.09	0.57	1,882.61	3,378,889.16	3,374,533.11
FHMS K055 A2 DTD 06/22/2016 2.673% 03/01/2026	3137BPW21	83,500,000.00	AA+	Aaa	06/23/22	06/28/22	81,239,628.91	3.46	185,996.25	82,066,635.02	78,475,796.65

**Managed Account Detail of Securities Held**

For the Month Ending **October 31, 2023**

**SAN BERNARDINO COUNTY - 76990800**

<b>Security Type/Description</b>	<b>Dated Date/Coupon/Maturity</b>	<b>CUSIP</b>	<b>Par</b>	<b>S&amp;P Rating</b>	<b>Moody's Rating</b>	<b>Trade Date</b>	<b>Settle Date</b>	<b>Original Cost</b>	<b>YTM at Cost</b>	<b>Accrued Interest</b>	<b>Amortized Cost</b>	<b>Market Value</b>
<b>Federal Agency Commercial Mortgage-Backed Security</b>												
FHMS KJ34 A1 DTD 07/01/2021 0.681% 06/01/2026		3137H1LS3	2,872,182.12	AA+	Aaa	07/20/21	07/29/21	2,872,147.66	0.68	1,629.96	2,872,163.74	2,676,978.46
FHMS K736 A2 DTD 09/01/2019 2.282% 07/01/2026		3137FNWX4	15,000,000.00	AA+	Aaa	12/08/21	12/13/21	15,558,984.38	1.44	28,525.00	15,327,448.41	13,876,107.30
FHMS KJ21 A2 DTD 09/01/2018 3.700% 09/01/2026		3137FHGE7	9,629,207.33	AA+	Aaa	12/01/22	12/06/22	9,435,118.64	4.28	29,690.06	9,482,041.18	9,292,268.75
FHMS K729 A2 DTD 01/01/2020 2.525% 10/01/2026		3137FQXJ7	8,250,000.00	AA+	Aaa	06/28/21	06/30/21	8,815,898.44	1.18	17,359.38	8,564,060.36	7,612,156.37
FHMS KJ36 A1 DTD 12/01/2021 1.298% 12/01/2026		3137H4RZ5	1,177,870.21	AA+	Aaa	12/07/21	12/16/21	1,177,865.50	1.30	1,274.06	1,177,867.28	1,086,013.86
FHMS K062 A2 DTD 02/01/2017 3.413% 12/01/2026		3137BUX60	10,000,000.00	AA+	Aaa	01/20/22	01/25/22	10,750,000.00	1.80	28,441.67	10,476,849.24	9,437,302.50
FHMS K062 A2 DTD 02/01/2017 3.413% 12/01/2026		3137BUX60	18,867,855.00	AA+	Aaa	01/20/22	01/25/22	20,306,528.94	1.77	53,663.32	19,782,562.43	17,806,165.52
FRESB 2022-SB97 DTD 04/01/2022 1.780% 02/01/2027		30311SAA7	21,563,122.59	AA+	Aaa	04/13/22	04/22/22	20,708,532.92	2.66	31,985.30	20,981,649.21	19,411,528.34
FHLMC MULTIFAMILY STRUCTURED P DTD 07/01/2017 3.243% 04/01/2027		3137F1G44	5,000,000.00	AA+	Aaa	04/10/23	04/13/23	4,834,375.00	4.15	13,512.50	4,857,464.20	4,667,580.85
FHMS KJ39 A1 DTD 04/01/2022 2.750% 04/01/2027		3137H73W1	37,844,561.70	AA+	Aaa	04/13/22	04/21/22	37,838,317.35	2.75	86,727.12	37,840,250.13	35,783,792.86
FHLMC MULTIFAMILY STRUCTURED P DTD 07/01/2017 3.243% 04/01/2027		3137F1G44	50,000,000.00	AA+	Aaa	04/19/22	04/22/22	50,287,109.38	3.12	135,125.00	50,198,352.02	46,675,808.50
FRESB 2022-SB103 A5F DTD 10/01/2022 2.080% 06/01/2027		30329MAA0	7,880,902.16	AA+	Aaa	10/19/22	10/28/22	7,060,397.78	4.60	13,660.23	7,240,938.10	7,094,965.79
FHLMC MULTIFAMILY STRUCTURED P DTD 08/01/2017 3.117% 06/01/2027		3137F2LJ3	36,557,817.00	AA+	Aaa	02/15/22	02/18/22	38,105,812.06	2.27	94,958.93	37,607,468.39	33,916,647.06
FHMS K068 A2 DTD 10/27/2017 3.244% 08/01/2027		3137FBBX3	81,306,000.00	AA+	Aaa	06/29/22	06/30/22	79,984,777.50	3.59	219,797.22	80,332,505.06	75,425,280.93

**Managed Account Detail of Securities Held**

For the Month Ending **October 31, 2023**

**SAN BERNARDINO COUNTY - 76990800**

<b>Security Type/Description</b>	<b>Dated Date/Coupon/Maturity</b>	<b>CUSIP</b>	<b>Par</b>	<b>S&amp;P Rating</b>	<b>Moody's Rating</b>	<b>Trade Date</b>	<b>Settle Date</b>	<b>Original Cost</b>	<b>YTM at Cost</b>	<b>Accrued Interest</b>	<b>Amortized Cost</b>	<b>Market Value</b>
<b>Federal Agency Commercial Mortgage-Backed Security</b>												
FHMS K739 A2 DTD 11/01/2020 1.336% 09/01/2027		3137F64P9	12,000,000.00	AA+	Aaa	10/04/22	10/07/22	10,481,250.00	4.20	13,360.00	10,812,150.84	10,397,813.88
FHMS K740 A2 DTD 11/01/2020 1.470% 09/01/2027		3137F72B0	22,000,000.00	AA+	Aaa	10/04/22	10/07/22	19,243,125.00	4.31	26,950.00	19,843,784.92	18,973,912.54
FRESB 2022-SB104 A5F DTD 11/01/2022 2.600% 09/01/2027		30329QAA1	25,754,454.80	AA+	Aaa	11/08/22	11/18/22	23,509,645.00	4.63	55,801.32	23,956,552.21	23,391,759.14
FHMS KGX1 AFX DTD 12/01/2017 3.000% 10/01/2027		3137FCKD5	70,500,000.00	AA+	Aaa	01/04/23	01/09/23	66,468,281.25	4.34	176,250.00	67,159,699.99	64,891,206.12
FHMS K072 A2 DTD 01/01/2018 3.444% 12/01/2027		3137FEBO2	12,923,000.00	AA+	Aaa	03/28/23	03/31/23	12,499,973.67	4.22	37,089.01	12,553,285.90	12,011,325.25
FRESB 2023-SB105 A5 DTD 05/01/2023 3.740% 04/01/2028		30332AAA1	33,441,931.13	AA+	Aaa	05/18/23	05/25/23	32,606,585.13	4.31	104,227.35	32,681,968.86	31,278,813.39
FRESB 2023-SB106 A5F DTD 06/01/2023 3.960% 05/01/2028		35802AAE3	13,994,252.29	AA+	Aaa	06/22/23	06/29/23	13,581,281.90	4.64	46,181.03	13,610,479.47	13,581,561.79
FRESB 2023-SB107 A5F DTD 07/01/2023 4.090% 05/01/2028		30332EAA3	24,990,475.92	AA+	Aaa	07/13/23	07/20/23	24,447,157.99	4.60	85,175.87	24,479,502.05	24,447,157.98
FHMS K079 AM DTD 08/01/2018 3.930% 06/01/2028		3137FGZU2	11,350,000.00	AA+	Aaa	04/12/23	04/17/23	11,269,308.59	4.08	37,171.25	11,277,843.26	10,641,480.45
FRESB 2023-SB108 A5F DTD 08/01/2023 4.250% 06/01/2028		30333AAA0	24,988,192.14	AA+	Aaa	08/09/23	08/17/23	24,449,646.63	4.75	88,499.85	24,473,034.89	23,933,100.71
FHMS K505 A2 DTD 07/01/2023 4.819% 06/01/2028		3137HACX2	75,000,000.00	AA+	Aaa	07/13/23	07/20/23	75,749,100.00	4.59	301,187.50	75,705,283.13	72,890,555.25
FHMS K079 A2 DTD 08/01/2018 3.926% 06/01/2028		3137FGZT5	100,000,000.00	AA+	Aaa	05/24/23	05/30/23	98,417,968.75	4.28	327,166.67	98,552,039.19	94,037,099.00
FNA 2023-M5 2A2 DTD 07/01/2023 4.500% 07/01/2028		3136BOCS6	10,000,000.00	AA+	Aaa	07/18/23	07/31/23	9,976,562.50	4.55	37,500.00	9,977,775.46	9,533,199.80
FNA 2023-M6 A2 DTD 07/01/2023 4.190% 07/01/2028		3136BODE6	25,000,000.00	AA+	Aaa	07/17/23	07/31/23	24,562,500.00	4.59	87,291.67	24,585,141.90	23,654,922.75

**Managed Account Detail of Securities Held**

For the Month Ending **October 31, 2023**

**SAN BERNARDINO COUNTY - 76990800**

<b>Security Type/Description</b> <b>Dated Date/Coupon/Maturity</b>	<b>CUSIP</b>	<b>Par</b>	<b>S&amp;P Rating</b>	<b>Moody's Rating</b>	<b>Trade Date</b>	<b>Settle Date</b>	<b>Original Cost</b>	<b>YTM at Cost</b>	<b>Accrued Interest</b>	<b>Amortized Cost</b>	<b>Market Value</b>
<b>Federal Agency Commercial Mortgage-Backed Security</b>											
FHMS KJ47 A1 DTD 09/01/2023 5.272% 08/01/2028	3137HAMN3	10,985,065.96	AA+	Aaa	09/19/23	09/28/23	10,985,011.03	5.27	48,261.06	10,985,011.97	10,890,345.25
FRESB 2023-SB110 A5F DTD 10/01/2023 4.580% 08/01/2028	30333HAA5	20,500,000.00	AA+	Aaa	10/18/23	10/26/23	19,693,038.00	5.52	78,241.67	19,695,427.12	19,775,425.45
FRESB 2023-SB109 A5F DTD 09/01/2023 4.390% 08/01/2028	30333MAA4	24,998,029.55	AA+	Aaa	09/13/23	09/22/23	24,316,933.24	5.02	91,451.12	24,330,382.84	24,317,333.21
FHMS K506 A2 DTD 09/01/2023 4.650% 08/01/2028	3137HAMH6	50,000,000.00	AA+	Aaa	09/07/23	09/14/23	49,260,350.00	4.99	193,750.00	49,277,884.81	48,041,344.00
FHMS K508 A2 DTD 10/01/2023 4.740% 08/01/2028	3137HAO74	50,000,000.00	AA+	Aaa	10/11/23	10/19/23	48,903,200.00	5.26	197,500.00	48,910,253.13	48,321,160.00
FHMS K507 A2 DTD 09/01/2023 4.800% 09/01/2028	3137HAMS2	50,000,000.00	AA+	Aaa	09/20/23	09/28/23	49,402,350.00	5.07	200,000.00	49,412,167.02	48,519,345.50
FHMS K509 A2 DTD 10/01/2023 4.850% 09/01/2028	3137HAST4	75,000,000.00	AA+	Aaa	10/25/23	10/31/23	72,608,775.00	5.60	303,125.00	72,609,932.54	72,608,775.00
FHMS K747 A2 DTD 01/01/2022 2.050% 11/01/2028	3137H5DX2	34,000,000.00	AA+	Aaa	05/30/23	06/02/23	30,287,890.63	4.32	58,083.33	30,573,004.64	28,892,566.92
FHMS K752 A2 DTD 08/01/2023 4.284% 07/01/2030	3137HAGZ3	25,000,000.00	AA+	Aaa	08/16/23	08/24/23	23,996,275.00	4.98	89,250.00	24,023,944.61	23,194,480.25

<b>Security Type Sub-Total</b>		<b>1,809,026,201.52</b>					<b>1,797,110,630.44</b>	<b>3.64</b>	<b>5,257,270.48</b>	<b>1,789,490,331.23</b>	<b>1,719,147,018.66</b>
--------------------------------	--	-------------------------	--	--	--	--	-------------------------	-------------	---------------------	-------------------------	-------------------------

<b>Federal Agency Bond / Note</b>											
FREDDIE MAC NOTES DTD 11/05/2020 0.250% 11/06/2023	3137EAEZ8	75,000,000.00	AA+	Aaa	11/03/20	11/05/20	74,932,500.00	0.28	91,145.83	74,999,692.06	74,945,850.00
FEDERAL HOME LOAN BANK NOTES DTD 11/12/2021 0.500% 11/09/2023	3130APU29	35,000,000.00	AA+	Aaa	11/10/21	11/12/21	34,983,900.00	0.52	83,611.11	34,999,822.83	34,961,185.00
FANNIE MAE NOTES DTD 11/25/2020 0.250% 11/27/2023	3135G06H1	50,000,000.00	AA+	Aaa	11/23/20	11/25/20	49,943,000.00	0.29	53,472.22	49,998,649.04	49,811,850.00
FREDDIE MAC NOTES DTD 12/04/2020 0.250% 12/04/2023	3137EAFA2	62,000,000.00	AA+	Aaa	12/02/20	12/04/20	61,938,620.00	0.28	63,291.67	61,998,150.19	61,705,562.00

**Managed Account Detail of Securities Held**

For the Month Ending **October 31, 2023**

**SAN BERNARDINO COUNTY - 76990800**

<b>Security Type/Description Dated Date/Coupon/Maturity</b>	<b>CUSIP</b>	<b>Par</b>	<b>S&amp;P Rating</b>	<b>Moody's Rating</b>	<b>Trade Date</b>	<b>Settle Date</b>	<b>Original Cost</b>	<b>YTM at Cost</b>	<b>Accrued Interest</b>	<b>Amortized Cost</b>	<b>Market Value</b>
<b>Federal Agency Bond / Note</b>											
FEDERAL HOME LOAN BANK NOTES DTD 04/17/2023 4.860% 02/01/2024	3130AVOJ4	100,000,000.00	AA+	Aaa	04/14/23	04/17/23	100,000,000.00	4.87	1,215,000.00	100,000,000.00	99,827,900.00
FEDERAL HOME LOAN BANK NOTES DTD 04/20/2023 4.950% 02/01/2024	3130AVR95	100,000,000.00	AA+	Aaa	04/17/23	04/20/23	100,000,000.00	4.96	1,237,500.00	100,000,000.00	99,849,800.00
FEDERAL HOME LOAN BANK NOTES DTD 04/18/2023 4.910% 02/01/2024	3130AVR38	100,000,000.00	AA+	Aaa	04/17/23	04/18/23	100,000,000.00	4.92	1,227,500.00	100,000,000.00	99,840,100.00
FANNIE MAE NOTES DTD 02/08/2019 2.500% 02/05/2024	3135G0V34	100,000,000.00	AA+	Aaa	02/07/19	02/08/19	99,628,000.00	2.58	597,222.22	99,980,410.31	99,226,800.00
FHLB BONDS DTD 02/15/2019 2.500% 02/13/2024	3130AFW94	50,000,000.00	AA+	Aaa	02/14/19	02/15/19	49,823,000.00	2.58	270,833.33	49,989,907.89	49,580,000.00
FEDERAL HOME LOAN BANK NOTES DTD 03/25/2022 2.125% 02/28/2024	3130ARHG9	30,000,000.00	AA+	Aaa	03/24/22	03/25/22	29,965,800.00	2.19	111,562.50	29,994,227.23	29,678,460.00
FEDERAL HOME LOAN BANK NOTES DTD 06/05/2023 5.315% 03/01/2024	3130AWCT5	100,000,000.00	AA+	Aaa	05/31/23	06/05/23	100,000,000.00	5.33	885,833.33	100,000,000.00	99,921,300.00
FEDERAL HOME LOAN BANKS NOTES DTD 02/12/2014 3.250% 03/08/2024	3130A0XE5	50,000,000.00	AA+	Aaa	09/26/22	09/27/22	49,164,800.00	4.45	239,236.11	49,797,527.27	49,603,300.00
FHLMC (CALLABLE) NOTES DTD 04/29/2020 0.570% 04/29/2024	3134GVPP7	25,000,000.00	AA+	Aaa	04/27/20	04/29/20	25,000,000.00	0.57	791.67	25,000,000.00	24,409,475.00
FEDERAL FARM CREDIT BANK NOTES DTD 05/16/2022 2.625% 05/16/2024	3133ENWP1	40,000,000.00	AA+	Aaa	05/10/22	05/16/22	39,946,000.00	2.69	481,250.00	39,985,447.33	39,400,840.00
FHLMC (CALLABLE) NOTES DTD 05/20/2020 0.510% 05/20/2024	3134GVUY2	25,000,000.00	AA+	Aaa	05/12/20	05/20/20	25,000,000.00	0.51	57,020.83	25,000,000.00	24,332,825.00
FHLMC (CALLABLE) NOTES DTD 05/20/2020 0.500% 05/20/2024	3134GVXC7	25,000,000.00	AA+	Aaa	05/18/20	05/20/20	25,000,000.00	0.50	55,902.78	25,000,000.00	24,331,475.00
FEDERAL HOME LOAN BANK NOTES DTD 11/07/2022 4.875% 06/14/2024	3130ATVC8	50,000,000.00	AA+	Aaa	11/29/22	11/30/22	50,064,000.00	4.78	927,604.17	50,025,736.65	49,813,250.00
FEDERAL HOME LOAN BANK NOTES DTD 06/10/2022 2.750% 06/28/2024	3130ASDS5	50,000,000.00	AA+	Aaa	06/09/22	06/10/22	49,884,000.00	2.87	469,791.67	49,962,830.44	49,131,300.00

**Managed Account Detail of Securities Held**

For the Month Ending **October 31, 2023**

**SAN BERNARDINO COUNTY - 76990800**

<b>Security Type/Description Dated Date/Coupon/Maturity</b>	<b>CUSIP</b>	<b>Par</b>	<b>S&amp;P Rating</b>	<b>Moody's Rating</b>	<b>Trade Date</b>	<b>Settle Date</b>	<b>Original Cost</b>	<b>YTM at Cost</b>	<b>Accrued Interest</b>	<b>Amortized Cost</b>	<b>Market Value</b>
<b>Federal Agency Bond / Note</b>											
FANNIE MAE NOTES DTD 07/08/2019 1.750% 07/02/2024	3135G0V75	25,000,000.00	AA+	Aaa	07/08/19	07/09/19	24,781,000.00	1.94	144,618.06	24,970,639.56	24,396,625.00
FEDERAL HOME LOAN BANK NOTES DTD 07/08/2022 3.000% 07/08/2024	3130ASME6	25,000,000.00	AA+	Aaa	07/06/22	07/08/22	24,951,500.00	3.10	235,416.67	24,983,413.13	24,589,050.00
FEDERAL HOME LOAN BANK NOTES DTD 08/15/2014 2.875% 09/13/2024	3130A2UW4	25,000,000.00	AA+	Aaa	09/23/19	09/24/19	26,450,750.00	1.65	95,833.34	25,253,242.15	24,449,625.00
FEDERAL HOME LOAN BANK NOTES DTD 08/15/2014 2.875% 09/13/2024	3130A2UW4	25,000,000.00	AA+	Aaa	09/25/19	09/26/19	26,433,325.00	1.67	95,833.34	25,250,476.31	24,449,625.00
FEDERAL HOME LOAN BANK NOTES (CALLABLE) DTD 06/17/2021 0.405% 09/17/2024	3130AMVF6	23,630,000.00	AA+	Aaa	03/27/23	03/28/23	22,243,627.90	4.58	11,696.85	22,804,349.83	22,597,038.18
FEDERAL HOME LOAN BANK NOTES (CALLABLE) DTD 06/23/2021 0.430% 09/23/2024	3130AMVV1	41,600,000.00	AA+	Aaa	03/27/23	03/28/23	39,142,272.00	4.59	63,601.78	40,125,363.20	39,756,454.40
FEDERAL FARM CREDIT BANK NOTES DTD 09/26/2022 4.250% 09/26/2024	3133ENP79	50,000,000.00	AA+	Aaa	09/22/22	09/26/22	49,996,000.00	4.25	206,597.22	49,998,194.25	49,460,350.00
FEDERAL HOME LOAN BANK NOTES DTD 10/28/2022 4.500% 10/03/2024	3130ATT31	75,000,000.00	AA+	Aaa	10/27/22	10/28/22	74,918,250.00	4.56	262,500.00	74,960,977.69	74,360,250.00
FANNIE MAE NOTES DTD 10/18/2019 1.625% 10/15/2024	3135G0W66	25,000,000.00	AA+	Aaa	10/17/19	10/18/19	24,957,250.00	1.66	18,055.56	24,991,820.31	24,126,275.00
FEDERAL FARM CREDIT BANK NOTES DTD 11/18/2022 4.500% 11/18/2024	3133ENZ94	50,000,000.00	AA+	Aaa	11/16/22	11/16/22	49,947,000.00	4.56	1,018,750.00	49,972,306.96	49,478,100.00
FFCB NOTES DTD 11/18/2021 0.875% 11/18/2024	3133ENEJ5	75,000,000.00	AA+	Aaa	11/15/21	11/18/21	74,913,750.00	0.91	297,135.42	74,969,859.72	71,562,225.00
FEDERAL HOME LOAN BANK NOTES DTD 11/06/2014 2.750% 12/13/2024	3130A3GE8	10,000,000.00	AA+	Aaa	12/04/19	12/05/19	10,515,630.00	1.68	105,416.67	10,114,646.89	9,711,320.00
FEDERAL HOME LOAN BANK NOTES DTD 11/06/2014 2.750% 12/13/2024	3130A3GE8	25,000,000.00	AA+	Aaa	12/03/19	12/05/19	26,384,500.00	1.60	263,541.67	25,307,834.33	24,278,300.00



**Managed Account Detail of Securities Held**

For the Month Ending **October 31, 2023**

**SAN BERNARDINO COUNTY - 76990800**

<b>Security Type/Description</b>	<b>CUSIP</b>	<b>Par</b>	<b>S&amp;P Rating</b>	<b>Moody's Rating</b>	<b>Trade Date</b>	<b>Settle Date</b>	<b>Original Cost</b>	<b>YTM at Cost</b>	<b>Accrued Interest</b>	<b>Amortized Cost</b>	<b>Market Value</b>
<b>Federal Agency Bond / Note</b>											
FEDERAL HOME LOAN BANK NOTES DTD 11/06/2014 2.750% 12/13/2024	3130A3GE8	25,000,000.00	AA+	Aaa	12/04/19	12/05/19	26,287,500.00	1.68	263,541.67	25,286,267.03	24,278,300.00
FEDERAL HOME LOAN BANK NOTES DTD 12/22/2021 1.000% 12/20/2024	3130AQF40	25,000,000.00	AA+	Aaa	07/20/22	07/21/22	23,641,500.00	3.36	90,972.22	24,361,520.39	23,796,150.00
FEDERAL HOME LOAN BANK NOTES DTD 12/22/2021 1.000% 12/20/2024	3130AQF40	25,000,000.00	AA+	Aaa	07/20/22	07/21/22	23,665,000.00	3.32	90,972.22	24,372,565.12	23,796,150.00
FFCB NOTES DTD 01/11/2022 1.125% 01/06/2025	3133ENKS8	38,000,000.00	AA+	Aaa	01/06/22	01/11/22	37,914,500.00	1.20	136,562.50	37,966,144.82	36,174,974.00
FANNIE MAE NOTES DTD 01/10/2020 1.625% 01/07/2025	3135G0X24	75,000,000.00	AA+	Aaa	01/08/20	01/10/20	74,760,750.00	1.69	385,937.50	74,943,204.36	71,813,625.00
FREDDIE MAC NOTES DTD 02/14/2020 1.500% 02/12/2025	3137EAEP0	50,000,000.00	AA+	Aaa	02/13/20	02/14/20	49,961,500.00	1.52	164,583.33	49,990,106.03	47,654,500.00
FEDERAL FARM CREDIT BANK NOTES DTD 02/15/2022 1.750% 02/14/2025	3133ENPG9	30,000,000.00	AA+	Aaa	02/10/22	02/15/22	29,919,900.00	1.84	112,291.67	29,965,546.03	28,675,170.00
FFCB BONDS DTD 02/21/2023 4.750% 02/21/2025	3133EPBH7	75,000,000.00	AA+	Aaa	04/12/23	04/13/23	75,747,750.00	4.18	692,708.33	75,525,624.26	74,418,825.00
FEDERAL HOME LOAN BANKS NOTES DTD 03/03/2023 5.000% 02/28/2025	3130AV7L0	23,000,000.00	AA+	Aaa	03/02/23	03/03/23	22,969,640.00	5.07	201,250.00	22,979,773.90	22,900,525.00
FEDERAL HOME LOAN BANKS NOTES DTD 02/17/2015 2.375% 03/14/2025	3130A4CH3	25,840,000.00	AA+	Aaa	12/05/19	12/06/19	26,658,094.40	1.74	80,121.94	26,052,067.07	24,838,131.52
FFCB BONDS DTD 03/28/2023 4.000% 03/28/2025	3133EPER2	50,000,000.00	AA+	Aaa	03/27/23	03/28/23	49,786,400.00	4.23	183,333.33	49,850,100.14	49,116,100.00
FANNIE MAE NOTES DTD 04/24/2020 0.625% 04/22/2025	3135G03U5	50,000,000.00	AA+	Aaa	04/22/20	04/24/20	49,897,000.00	0.67	7,812.50	49,969,619.52	46,720,600.00
FHLMC (CALLABLE) NOTES DTD 05/06/2020 0.700% 05/06/2025	3134GVPR3	25,000,000.00	AA+	Aaa	04/27/20	05/06/20	25,000,000.00	0.70	85,069.44	25,000,000.00	23,352,575.00
FEDERAL HOME LOAN BANKS NOTES DTD 06/09/2023 4.625% 06/06/2025	3130AWER7	41,000,000.00	AA+	Aaa	06/09/23	06/12/23	40,965,970.00	4.67	747,965.28	40,972,635.19	40,581,800.00

**Managed Account Detail of Securities Held**

For the Month Ending **October 31, 2023**

**SAN BERNARDINO COUNTY - 76990800**

<b>Security Type/Description Dated Date/Coupon/Maturity</b>	<b>CUSIP</b>	<b>Par</b>	<b>S&amp;P Rating</b>	<b>Moody's Rating</b>	<b>Trade Date</b>	<b>Settle Date</b>	<b>Original Cost</b>	<b>YTM at Cost</b>	<b>Accrued Interest</b>	<b>Amortized Cost</b>	<b>Market Value</b>
<b>Federal Agency Bond / Note</b>											
FANNIE MAE NOTES DTD 06/19/2020 0.500% 06/17/2025	3135G04Z3	50,000,000.00	AA+	Aaa	06/17/20	06/19/20	49,896,500.00	0.54	93,055.56	49,966,294.41	46,320,700.00
FREDDIE MAC NOTES DTD 07/23/2020 0.375% 07/21/2025	3137EAEU9	45,000,000.00	AA+	Aaa	07/21/20	07/23/20	44,775,900.00	0.48	46,875.00	44,922,842.76	41,448,240.00
FANNIE MAE NOTES DTD 08/27/2020 0.375% 08/25/2025	3135G05X7	50,000,000.00	AA+	Aaa	08/25/20	08/27/20	49,766,000.00	0.47	34,375.00	49,914,944.08	45,855,300.00
FREDDIE MAC (CALLABLE) NOTES DTD 09/02/2020 0.550% 09/02/2025	3134GWA22	19,900,000.00	AA+	Aaa	09/02/20	09/03/20	19,900,000.00	0.55	17,937.64	19,900,000.00	18,297,015.20
FEDERAL HOME LOAN BANK NOTES DTD 09/11/2020 0.375% 09/04/2025	3130AK5E2	14,000,000.00	AA+	Aaa	09/10/20	09/11/20	13,958,000.00	0.44	8,312.50	13,984,460.69	12,833,450.00
FREDDIE MAC NOTES DTD 09/25/2020 0.375% 09/23/2025	3137EAEX3	20,000,000.00	AA+	Aaa	09/23/20	09/25/20	19,939,800.00	0.44	7,916.67	19,977,160.96	18,288,040.00
FANNIE MAE NOTES DTD 11/12/2020 0.500% 11/07/2025	3135G06G3	45,000,000.00	AA+	Aaa	11/09/20	11/12/20	44,838,900.00	0.57	108,750.00	44,934,799.18	41,040,000.00
FEDERAL HOME LOAN BANK NOTES (CALLABLE) DTD 02/24/2021 0.750% 02/24/2026	3130ALCV4	58,700,000.00	AA+	Aaa	01/25/23	01/26/23	53,019,014.00	4.13	81,935.42	54,427,898.53	52,993,186.00
FEDERAL HOME LOAN BANK NOTES DTD 03/01/2023 4.500% 03/13/2026	3130AV6J6	50,000,000.00	AA+	Aaa	04/05/23	04/06/23	51,022,500.00	3.76	300,000.00	50,823,150.65	49,336,350.00
FEDERAL HOME LOAN BANKS NOTES DTD 05/10/2019 2.500% 06/12/2026	3130AGFP5	49,535,000.00	AA+	Aaa	04/10/23	04/11/23	47,420,499.46	3.95	478,150.35	47,793,002.15	46,453,477.19
FEDERAL HOME LOAN BANK (CALLABLE) NOTES DTD 09/29/2021 0.900% 06/29/2026	3130ANXZ8	50,000,000.00	AA+	Aaa	04/24/23	04/25/23	45,152,500.00	4.19	152,500.00	45,945,803.19	44,720,450.00
FFCB BONDS DTD 08/14/2023 4.500% 08/14/2026	3133EPSW6	50,000,000.00	AA+	Aaa	08/09/23	08/14/23	49,885,000.00	4.57	481,250.00	49,893,289.23	49,290,150.00
FEDERAL HOME LOAN BANK NOTES (CALLABLE) DTD 09/23/2021 1.030% 09/30/2026	3130APAZ8	50,000,000.00	AA+	Aaa	04/26/23	04/27/23	45,375,000.00	3.94	44,347.22	46,069,488.82	44,452,250.00

**Managed Account Detail of Securities Held**

For the Month Ending **October 31, 2023**

**SAN BERNARDINO COUNTY - 76990800**

<b>Security Type/Description Dated Date/Coupon/Maturity</b>	<b>CUSIP</b>	<b>Par</b>	<b>S&amp;P Rating</b>	<b>Moody's Rating</b>	<b>Trade Date</b>	<b>Settle Date</b>	<b>Original Cost</b>	<b>YTM at Cost</b>	<b>Accrued Interest</b>	<b>Amortized Cost</b>	<b>Market Value</b>
<b>Federal Agency Bond / Note</b>											
FEDERAL HOME LOAN BANK NOTES (CALLABLE) DTD 10/26/2021 1.250% 10/26/2026	3130APJ55	34,770,000.00	AA+	Aaa	02/06/23	02/07/23	31,226,937.00	4.24	6,036.46	31,924,061.41	31,040,639.34
FEDERAL HOME LOAN BANK NOTES (CALLABLE) DTD 10/26/2021 1.250% 10/26/2026	3130APJ55	48,940,000.00	AA+	Aaa	01/23/23	01/24/23	44,101,057.50	4.12	8,496.53	45,092,846.59	43,690,793.48
FEDERAL HOME LOAN BANK NOTES (CALLABLE) DTD 11/23/2021 1.500% 11/23/2026	3130APVJ1	50,000,000.00	AA+	Aaa	02/13/23	02/14/23	45,055,000.00	4.37	329,166.67	45,988,018.87	44,861,200.00
FANNIE MAE NOTES (CALLABLE) DTD 12/18/2020 0.875% 12/18/2026	3135G06L2	44,500,000.00	AA+	Aaa	12/08/22	12/09/22	39,102,150.00	4.18	143,852.43	40,302,896.22	39,053,600.50
FEDERAL HOME LOAN BANK NOTES DTD 12/22/2021 1.250% 12/21/2026	3130AQF65	50,000,000.00	AA+	Aaa	11/30/22	12/01/22	44,534,000.00	4.21	225,694.44	45,770,401.08	44,642,900.00
FEDERAL HOME LOAN BANK NOTES (CALLABLE) DTD 12/30/2020 0.600% 12/30/2026	3130AKK88	39,805,000.00	AA+	Aaa	04/03/23	04/04/23	35,003,322.85	4.11	80,273.42	35,745,016.76	34,574,543.39
FEDERAL HOME LOAN BANK NOTES (CALLABLE) DTD 02/26/2021 1.000% 02/26/2027	3130ALDA9	22,500,000.00	AA+	Aaa	01/31/23	02/01/23	19,931,625.00	4.07	40,625.00	20,403,473.17	19,628,865.00
FEDERAL HOME LOAN BANK NOTES (CALLABLE) DTD 02/26/2021 1.115% 02/26/2027	3130ALGL2	25,000,000.00	AA+	Aaa	01/24/23	01/25/23	22,305,500.00	4.00	50,329.86	22,810,831.55	21,951,725.00
FHLB NOTES (CALLABLE) DTD 02/26/2021 0.920% 02/26/2027	3130ALCE2	25,000,000.00	AA+	Aaa	02/03/23	02/06/23	22,095,000.00	4.06	41,527.78	22,620,685.35	21,749,875.00
FEDERAL HOME LOAN BANK NOTES (CALLABLE) DTD 02/26/2021 1.115% 02/26/2027	3130ALGL2	25,510,000.00	AA+	Aaa	01/31/23	02/01/23	22,673,288.00	4.11	51,356.59	23,194,433.61	22,399,540.19
FEDERAL HOME LOAN BANK NOTES (CALLABLE) DTD 02/26/2021 0.900% 02/26/2027	3130AL5A8	37,400,000.00	AA+	Aaa	01/05/23	01/06/23	32,493,120.00	4.40	60,775.00	33,463,462.01	32,515,373.00

**Managed Account Detail of Securities Held**

For the Month Ending **October 31, 2023**

**SAN BERNARDINO COUNTY - 76990800**

<b>Security Type/Description</b> <b>Dated Date/Coupon/Maturity</b>	<b>CUSIP</b>	<b>Par</b>	<b>S&amp;P Rating</b>	<b>Moody's Rating</b>	<b>Trade Date</b>	<b>Settle Date</b>	<b>Original Cost</b>	<b>YTM at Cost</b>	<b>Accrued Interest</b>	<b>Amortized Cost</b>	<b>Market Value</b>
<b>Federal Agency Bond / Note</b>											
FEDERAL FARM CREDIT BANK NOTES DTD 01/06/2023 4.000% 01/06/2028	3133EN5N6	50,000,000.00	AA+	Aaa	01/03/23	01/06/23	49,915,000.00	4.04	638,888.89	49,928,918.40	48,280,300.00
FEDERAL HOME LOAN BANKS NOTES DTD 07/14/2023 4.000% 06/30/2028	3130AWN63	15,000,000.00	AA+	Aaa	07/13/23	07/14/23	14,960,100.00	4.06	178,333.33	14,962,520.85	14,731,879.79
FFCB NOTES (CALLABLE) DTD 09/20/2021 1.300% 09/20/2028	3133EM5P3	33,652,000.00	AA+	Aaa	04/10/23	04/11/23	29,326,035.40	3.95	49,823.66	29,769,724.08	27,982,916.78
FANNIE MAE NOTES (CALLABLE) DTD 09/25/2020 0.810% 09/25/2028	3136G43D3	25,000,000.00	AA+	Aaa	04/03/23	04/04/23	21,244,500.00	3.88	20,250.00	21,640,507.25	20,260,575.00
<b>Security Type Sub-Total</b>		<b>3,179,282,000.00</b>					<b>3,107,000,228.51</b>	<b>3.07</b>	<b>17,911,523.37</b>	<b>3,119,841,631.28</b>	<b>3,040,397,269.96</b>
<b>Corporate Note</b>											
JOHN DEERE CAPITAL CORP CORPORATE NOTES DTD 01/10/2022 0.900% 01/10/2024	24422EVX4	3,000,000.00	A	A2	01/04/22	01/10/22	2,999,520.00	0.91	8,325.00	2,999,953.97	2,971,545.00
BANK OF NY MELLON CORP NOTES (CALLABLE) DTD 02/04/2014 3.650% 02/04/2024	06406HCS6	6,957,000.00	A	A1	11/18/21	11/22/21	7,363,010.52	0.96	61,366.54	6,991,096.49	6,913,817.90
TOYOTA MOTOR CREDIT CORP CORPORATE NOTES DTD 03/22/2022 2.500% 03/22/2024	89236TJX4	20,000,000.00	A+	A1	03/18/22	03/22/22	19,987,600.00	2.53	54,166.67	19,997,591.24	19,749,420.00
AMAZON.COM INC CORPORATE NOTES DTD 04/13/2022 2.730% 04/13/2024	023135CD6	50,000,000.00	AA	A1	04/11/22	04/13/22	50,000,000.00	2.73	68,250.00	50,000,000.00	49,326,550.00
BANK ON NY MELLON CORP FLT NOTES (CALLAB DTD 04/26/2021 5.580% 04/26/2024	06406RAT4	15,000,000.00	A	A1	04/19/21	04/26/21	15,000,000.00	0.27	13,908.33	15,000,000.00	14,959,230.00
BANK OF NY MELLON CORP NOTES (CALLABLE) DTD 04/26/2021 0.500% 04/26/2024	06406RAS6	35,000,000.00	A	A1	04/19/21	04/26/21	34,962,550.00	0.54	2,430.56	34,993,951.96	34,040,300.00

**Managed Account Detail of Securities Held**

For the Month Ending **October 31, 2023**

**SAN BERNARDINO COUNTY - 76990800**

<b>Security Type/Description</b>	<b>Dated Date/Coupon/Maturity</b>	<b>CUSIP</b>	<b>Par</b>	<b>S&amp;P Rating</b>	<b>Moody's Rating</b>	<b>Trade Date</b>	<b>Settle Date</b>	<b>Original Cost</b>	<b>YTM at Cost</b>	<b>Accrued Interest</b>	<b>Amortized Cost</b>	<b>Market Value</b>
<b>Corporate Note</b>												
JOHN DEERE CAPITAL CORP CORPORATE NOTES DTD 06/10/2021 0.450% 06/07/2024		24422EVQ9	30,000,000.00	A	A2	06/07/21	06/10/21	29,962,500.00	0.49	54,000.00	29,992,486.28	29,086,440.00
TOYOTA MOTOR CREDIT CORP CORPORATE NOTES DTD 06/18/2021 0.500% 06/18/2024		89236TJH9	15,000,000.00	A+	A1	06/15/21	06/18/21	14,982,150.00	0.54	27,708.33	14,996,254.11	14,512,935.00
TOTOTA MOTOR CREDIT CORP NOTE (FLOAT) DTD 06/18/2021 5.580% 06/18/2024		89236TJJ5	20,000,000.00	A+	A1	06/15/21	06/18/21	20,000,000.00	0.27	133,038.87	20,000,000.00	19,975,500.00
JOHN DEERE CAPITAL CORP CORPORATE NOTES DTD 09/10/2021 0.625% 09/10/2024		24422EVU0	15,000,000.00	A	A2	09/07/21	09/10/21	14,990,250.00	0.65	13,281.25	14,997,206.66	14,365,830.00
TOYOTA MOTOR CREDIT CORP CORPORATE NOTES DTD 09/13/2021 0.625% 09/13/2024		89236TJN6	40,000,000.00	A+	A1	09/08/21	09/13/21	39,981,200.00	0.64	33,333.33	39,994,562.41	38,298,680.00
JOHN DEERE CAPITAL CORP CORPORATE NOTES DTD 10/11/2022 4.550% 10/11/2024		24422EWM7	15,000,000.00	A	A2	10/05/22	10/11/22	14,990,400.00	4.58	37,916.67	14,995,469.22	14,859,915.00
BANK OF NY MELLON CORP (CALLABLE) CORPOR DTD 10/25/2021 0.850% 10/25/2024		06406RAX5	50,000,000.00	A	A1	10/20/21	10/25/21	49,967,500.00	0.87	7,083.33	49,989,354.47	47,623,550.00
BANK OF NY MELLON CORP FLT NOTES (CALLAB DTD 10/25/2021 5.520% 10/25/2024		06406RAY3	50,000,000.00	A	A1	10/20/21	10/25/21	50,000,000.00	0.25	53,500.01	50,000,000.00	49,722,250.00
AMAZON.COM INC CORPORATE NOTES DTD 12/01/2022 4.700% 11/29/2024		023135CM6	25,000,000.00	AA	A1	11/29/22	12/01/22	24,983,250.00	4.74	496,111.11	24,990,947.19	24,799,300.00
JOHN DEERE CAPITAL CORP CORPORATE NOTES DTD 01/10/2022 1.250% 01/10/2025		24422EYV2	10,000,000.00	A	A2	01/04/22	01/10/22	9,995,300.00	1.27	38,541.67	9,998,130.29	9,514,080.00

**Managed Account Detail of Securities Held**

For the Month Ending **October 31, 2023**

**SAN BERNARDINO COUNTY - 76990800**

<b>Security Type/Description</b>	<b>Dated Date/Coupon/Maturity</b>	<b>CUSIP</b>	<b>Par</b>	<b>S&amp;P Rating</b>	<b>Moody's Rating</b>	<b>Trade Date</b>	<b>Settle Date</b>	<b>Original Cost</b>	<b>YTM at Cost</b>	<b>Accrued Interest</b>	<b>Amortized Cost</b>	<b>Market Value</b>
<b>Corporate Note</b>												
TOYOTA MOTOR CREDIT CORP CORPORATE NOTES DTD 01/12/2023 4.800% 01/10/2025		89236TKN4	15,000,000.00	A+	A1	01/09/23	01/12/23	14,993,550.00	4.82	222,000.00	14,996,142.39	14,867,490.00
JOHN DEERE CAPITAL CORP CORPORATE NOTES DTD 03/07/2022 2.125% 03/07/2025		24422EWB1	7,000,000.00	A	A2	03/02/22	03/07/22	6,996,990.00	2.14	22,312.50	6,998,648.80	6,690,894.00
AMAZON.COM INC CORPORATE NOTES DTD 04/13/2022 3.000% 04/13/2025		023135CE4	50,000,000.00	AA	A1	04/11/22	04/13/22	49,920,500.00	3.06	75,000.00	49,961,628.19	48,317,950.00
BANK OF NY MELLON CORP (CALLABLE) CORP N DTD 04/26/2022 3.350% 04/25/2025		06406RBC0	50,000,000.00	A	A1	04/19/22	04/26/22	49,993,000.00	3.36	27,916.67	49,996,541.55	48,311,750.00
JOHN DEERE CAPITAL CORP CORPORATE NOTES DTD 06/08/2023 4.950% 06/06/2025		24422EWW5	5,000,000.00	A	A2	06/05/23	06/08/23	4,997,200.00	4.98	98,312.50	4,997,760.77	4,963,980.00
BANK OF NY MELLON CORP CORP NOTES (CALLA) DTD 06/13/2022 3.430% 06/13/2025		06406RBF3	20,000,000.00	A	A1	06/08/22	06/13/22	20,000,000.00	3.43	262,966.67	20,000,000.00	19,630,120.00
MET TOWER GLOBAL FUNDING NOTES DTD 06/13/2022 3.700% 06/13/2025		58989V2E3	35,000,000.00	AA-	Aa3	06/06/22	06/13/22	34,965,700.00	3.73	496,416.67	34,981,535.58	33,771,535.00
TOYOTA MOTOR CREDIT CORP CORPORATE NOTES DTD 06/30/2022 3.950% 06/30/2025		89236TKC8	15,000,000.00	A+	A1	06/27/22	06/30/22	14,985,750.00	3.98	199,145.83	14,992,107.89	14,605,560.00
JOHN DEERE CAPITAL CORP CORPORATE NOTES DTD 09/08/2022 4.050% 09/08/2025		24422EWJ4	7,000,000.00	A	A2	09/06/22	09/08/22	6,996,500.00	4.07	41,737.50	6,997,838.05	6,833,820.00
WALMART INC CORPORATE NOTES DTD 09/09/2022 3.900% 09/09/2025		931142EW9	5,000,000.00	AA	Aa2	09/06/22	09/09/22	4,996,500.00	3.93	28,166.67	4,997,834.85	4,883,870.00
NESTLE HOLDINGS INC CORP NOTE DTD 09/13/2022 4.000% 09/12/2025		641062BA1	5,000,000.00	AA-	Aa3	09/06/22	09/13/22	4,998,350.00	4.01	27,222.22	4,998,973.84	4,887,695.00

**Managed Account Detail of Securities Held**

For the Month Ending **October 31, 2023**

**SAN BERNARDINO COUNTY - 76990800**

<b>Security Type/Description</b> <b>Dated Date/Coupon/Maturity</b>	<b>CUSIP</b>	<b>Par</b>	<b>S&amp;P Rating</b>	<b>Moody's Rating</b>	<b>Trade Date</b>	<b>Settle Date</b>	<b>Original Cost</b>	<b>YTM at Cost</b>	<b>Accrued Interest</b>	<b>Amortized Cost</b>	<b>Market Value</b>
<b>Corporate Note</b>											
TOYOTA MOTOR CREDIT CORP CORP NOTES DTD 11/10/2022 5.400% 11/10/2025	89236TKK0	25,000,000.00	A+	A1	11/07/22	11/10/22	24,970,500.00	5.44	641,250.00	24,980,082.12	24,967,400.00
BANK OF NY MELLON (CALLABLE) NOTES DTD 11/22/2022 5.224% 11/21/2025	06405LAC5	5,000,000.00	AA-	Aa2	11/15/22	11/22/22	5,000,000.00	5.22	116,088.89	5,000,000.00	4,950,125.00
AMAZON.COM INC CORPORATE NOTES DTD 12/01/2022 4.600% 12/01/2025	023135CN4	25,000,000.00	AA	A1	11/29/22	12/01/22	24,998,500.00	4.60	479,166.67	24,998,958.49	24,675,375.00
MET LIFE GLOB FUNDING I NOTES DTD 01/06/2023 5.000% 01/06/2026	592179KD6	15,000,000.00	AA-	Aa3	01/03/23	01/06/23	15,000,000.00	5.00	239,583.33	15,000,000.00	14,767,035.00
JOHN DEERE CAPITAL CORP CORPORATE NOTES DTD 01/09/2023 4.800% 01/09/2026	24422EWP0	15,000,000.00	A	A2	01/03/23	01/09/23	14,992,950.00	4.82	224,000.00	14,994,854.01	14,779,695.00
PROCTER & GAMBLE CO/THE CORPORATE NOTES DTD 01/26/2023 4.100% 01/26/2026	742718FY0	10,000,000.00	AA-	Aa3	01/23/23	01/26/23	9,993,300.00	4.12	108,194.44	9,995,005.57	9,775,260.00
WALMART INC CORPORATE NOTES (CALLABLE) DTD 04/18/2023 4.000% 04/15/2026	931142FA6	15,000,000.00	AA	Aa2	04/12/23	04/18/23	14,993,400.00	4.02	26,666.67	14,994,589.57	14,591,085.00
APPLE INC CORP NOTES (CALLABLE) DTD 05/10/2023 4.421% 05/08/2026	037833ES5	30,000,000.00	AA+	Aaa	05/08/23	05/10/23	30,000,000.00	4.42	629,992.50	30,000,000.00	29,434,950.00
TOYOTA MOTOR CREDIT CORP CORP NOTES DTD 05/18/2023 4.450% 05/18/2026	89236TKT1	25,000,000.00	A+	A1	05/15/23	05/18/23	24,985,500.00	4.47	503,715.28	24,987,709.40	24,406,350.00
JOHN DEERE CAPITAL CORP CORPORATE NOTES DTD 06/08/2023 4.750% 06/08/2026	24422EWX3	5,000,000.00	A	A2	06/05/23	06/08/23	4,997,100.00	4.77	94,340.28	4,997,486.31	4,922,770.00
<b>Security Type Sub-Total</b>		<b>783,957,000.00</b>					<b>783,940,520.52</b>	<b>2.68</b>	<b>5,667,156.96</b>	<b>783,804,701.67</b>	<b>765,754,051.90</b>

**Commercial Paper**

**Managed Account Detail of Securities Held**

For the Month Ending **October 31, 2023**

**SAN BERNARDINO COUNTY - 76990800**

<b>Security Type/Description</b>	<b>Dated Date/Coupon/Maturity</b>	<b>CUSIP</b>	<b>Par</b>	<b>S&amp;P Rating</b>	<b>Moody's Rating</b>	<b>Trade Date</b>	<b>Settle Date</b>	<b>Original Cost</b>	<b>YTM at Cost</b>	<b>Accrued Interest</b>	<b>Amortized Cost</b>	<b>Market Value</b>
<b>Commercial Paper</b>												
METLIFE SHORT TERM FUNDING COMM PAPER DTD 04/04/2023 0.000% 11/01/2023		59157UY12	23,850,000.00	A-1+	P-1	04/04/23	04/05/23	23,150,201.25	5.18	0.00	23,850,000.00	23,846,422.50
TOYOTA MOTOR CREDIT CORP COMM PAPER DTD 04/18/2023 0.000% 11/01/2023		89233HY16	40,000,000.00	A-1+	P-1	04/18/23	04/19/23	38,867,555.56	5.35	0.00	40,000,000.00	39,993,920.00
LIBERTY STREET FDG LLC COMM PAPER DTD 05/01/2023 0.000% 11/01/2023		53127UY12	50,000,000.00	A-1	P-1	05/01/23	05/01/23	48,645,555.56	5.45	0.00	50,000,000.00	49,992,300.00
CHARIOT FUNDING LLC COMM PAPER DTD 07/31/2023 0.000% 11/01/2023		15963UY18	50,000,000.00	A-1	P-1	07/31/23	08/01/23	49,299,777.78	5.56	0.00	50,000,000.00	49,992,350.00
LIBERTY STREET FDG LLC COMM PAPER DTD 05/01/2023 0.000% 11/01/2023		53127UY12	60,000,000.00	A-1	P-1	05/05/23	05/08/23	58,451,250.00	5.39	0.00	60,000,000.00	59,990,760.00
PROCTER & GAMBLE CO COMM PAPER DTD 05/09/2023 0.000% 11/02/2023		74271UY20	25,000,000.00	A-1+	P-1	05/09/23	05/10/23	24,377,888.89	5.22	0.00	24,996,465.28	24,992,375.00
CHARIOT FUNDING LLC COMM PAPER DTD 08/15/2023 0.000% 11/13/2023		15963UYD2	50,000,000.00	A-1	P-1	08/15/23	08/16/23	49,326,319.44	5.52	0.00	49,909,166.67	49,900,450.00
JOHNSON & JOHNSON COMM PAPER DTD 07/10/2023 0.000% 11/14/2023		47816GYE3	50,000,000.00	A-1+	P-1	07/10/23	07/11/23	49,077,750.00	5.37	0.00	49,904,847.22	49,895,850.00
MICROSOFT CORP COMM PAPER -- 0.000% 12/01/2023		59515NZ14	100,000,000.00	A-1+	P-1	09/25/23	09/26/23	99,022,833.33	5.38	0.00	99,555,833.00	99,533,000.00
METLIFE SHORT TERM FUND COMM PAPER DTD 09/06/2023 0.000% 12/20/2023		59157UZL7	69,090,000.00	A-1+	P-1	09/06/23	09/06/23	68,005,862.75	5.47	0.00	68,584,069.28	68,564,916.00
METLIFE SHORT TERM FUND COMM PAPER DTD 05/01/2023 0.000% 12/21/2023		59157UZM5	47,800,000.00	A-1+	P-1	07/05/23	07/05/23	46,599,489.72	5.49	0.00	47,444,819.44	47,429,358.80
TOYOTA MOTOR CREDIT CORP COMM PAPER DTD 09/05/2023 0.000% 01/03/2024		89233GA30	50,000,000.00	A-1+	P-1	09/05/23	09/05/23	49,081,666.67	5.61	0.00	49,517,875.00	49,497,100.00
CHARTA LLC COMM PAPER DTD 09/27/2023 0.000% 01/08/2024		16115VA82	50,000,000.00	A-1	P-1	09/27/23	09/27/23	49,211,763.89	5.60	0.00	49,479,611.11	49,463,200.00



**Managed Account Detail of Securities Held**

For the Month Ending **October 31, 2023**

**SAN BERNARDINO COUNTY - 76990800**

<b>Security Type/Description</b> <b>Dated Date/Coupon/Maturity</b>	<b>CUSIP</b>	<b>Par</b>	<b>S&amp;P Rating</b>	<b>Moody's Rating</b>	<b>Trade Date</b>	<b>Settle Date</b>	<b>Original Cost</b>	<b>YTM at Cost</b>	<b>Accrued Interest</b>	<b>Amortized Cost</b>	<b>Market Value</b>
<b>Commercial Paper</b>											
JUPITER SECURITIZATION COMPANY COMM PAPER DTD 07/12/2023 0.000% 01/10/2024	4820P2AA3	50,000,000.00	A-1	P-1	07/12/23	07/13/23	48,592,222.22	5.76	0.00	49,455,555.55	49,448,700.00
CRC FUNDING LLC COMM PAPER DTD 09/26/2023 0.000% 01/19/2024	12619TAK0	25,000,000.00	A-1	P-1	09/26/23	09/27/23	24,563,791.67	5.61	0.00	24,697,715.28	24,686,375.00
TOYOTA MOTOR CREDIT CORP COMM PAPER DTD 09/05/2023 0.000% 01/19/2024	89233GAK2	50,000,000.00	A-1+	P-1	09/05/23	09/05/23	48,957,333.33	5.64	0.00	49,394,333.33	49,381,400.00
BOFA SECURITIES INC COMM PAPER (FLOAT) DTD 08/02/2023 5.840% 02/02/2024	06054NB26	50,000,000.00	A-1	NR	08/02/23	08/03/23	48,569,041.67	41.73	736,277.78	49,272,791.67	49,271,050.00
JP MORGAN SECURITIES LLC COMM PAPER DTD 06/06/2023 0.000% 03/01/2024	46640PC19	50,000,000.00	A-1	P-1	06/06/23	06/07/23	47,993,722.22	5.62	0.00	49,094,180.55	49,036,450.00
<b>Security Type Sub-Total</b>		<b>890,740,000.00</b>					<b>871,794,025.95</b>	<b>7.51</b>	<b>736,277.78</b>	<b>885,157,263.38</b>	<b>884,915,977.30</b>
<b>Certificate of Deposit</b>											
WELLS FARGO BANK NA CERT DEPOS DTD 04/20/2023 5.100% 11/14/2023	95001KKU7	50,000,000.00	A-1	P-1	04/18/23	04/20/23	50,000,000.00	5.10	1,381,250.00	50,000,000.00	49,990,103.20
WELLS FARGO BANK NA CERT DEPOS DTD 04/10/2023 5.050% 01/03/2024	95001KJV7	100,000,000.00	A-1	P-1	04/06/23	04/10/23	100,000,000.00	5.05	2,875,694.44	100,000,000.00	99,855,088.50
WELLS FARGO BANK NA CERT DEPOS DTD 04/10/2023 5.000% 02/01/2024	95001KJW5	100,000,000.00	A-1	P-1	04/06/23	04/10/23	100,000,000.00	5.00	2,847,222.22	100,000,000.00	99,731,063.90
<b>Security Type Sub-Total</b>		<b>250,000,000.00</b>					<b>250,000,000.00</b>	<b>5.04</b>	<b>7,104,166.66</b>	<b>250,000,000.00</b>	<b>249,576,255.60</b>
<b>Bank Note</b>											
WELLS FARGO BANK NA BANK NOTES (CALLABLE) DTD 08/09/2023 5.550% 08/01/2025	94988J6B8	10,000,000.00	A+	Aa2	08/02/23	08/09/23	9,992,800.00	5.59	126,416.67	9,993,636.51	9,963,390.00

**Managed Account Detail of Securities Held**

For the Month Ending **October 31, 2023**

**SAN BERNARDINO COUNTY - 76990800**

Security Type/Description Dated Date/Coupon/Maturity	CUSIP	Par	S&P Rating	Moody's Rating	Trade Date	Settle Date	Original Cost	YTM at Cost	Accrued Interest	Amortized Cost	Market Value
<b>Bank Note</b>											
WELLS FARGO BANK NA BANK NOTES (CALLABLE DTD 08/09/2023 5.450% 08/07/2026	94988J6D4	10,000,000.00	A+	Aa2	08/02/23	08/09/23	9,999,200.00	5.45	124,138.89	9,999,261.43	9,902,590.00
<b>Security Type Sub-Total</b>		<b>20,000,000.00</b>					<b>19,992,000.00</b>	<b>5.52</b>	<b>250,555.56</b>	<b>19,992,897.94</b>	<b>19,865,980.00</b>
<b>Asset-Backed Security</b>											
MBALT 2021-B A3 DTD 06/29/2021 0.400% 11/15/2024	58769KAD6	4,958,506.51	AAA	NR	06/22/21	06/29/21	4,958,132.14	0.40	881.51	4,958,391.32	4,929,228.02
BMWLT 2021-2 A3 DTD 09/15/2021 0.330% 12/26/2024	09690AAC7	812,007.24	NR	Aaa	09/08/21	09/15/21	811,923.45	0.33	44.66	811,977.79	808,166.53
BMWOT 2022-A A2A DTD 05/18/2022 2.520% 12/26/2024	05602RAB7	1,129,882.27	AAA	Aaa	05/10/22	05/18/22	1,129,801.04	2.52	474.55	1,129,846.39	1,126,848.99
TAOT 2022-B A2A DTD 04/13/2022 2.350% 01/15/2025	89238FAB9	1,272,995.30	AAA	Aaa	04/07/22	04/13/22	1,272,939.80	2.35	1,329.57	1,272,971.02	1,268,542.36
BMWLT 2023-1 A2 DTD 02/15/2023 5.270% 02/25/2025	05593AAB5	3,548,552.15	AAA	Aaa	02/07/23	02/15/23	3,548,316.53	5.27	3,116.81	3,548,398.89	3,541,164.06
BMWLT 2022-1 A3 DTD 01/19/2022 1.100% 03/25/2025	05601XAC3	3,720,982.08	AAA	NR	01/11/22	01/19/22	3,720,425.80	1.10	682.18	3,720,737.72	3,686,025.69
HART 2022-B A2A DTD 07/20/2022 3.640% 05/15/2025	44918MAB6	3,751,238.13	AAA	NR	07/12/22	07/20/22	3,751,047.94	3.64	6,068.67	3,751,134.54	3,729,822.69
JDOT 2022-B A2 DTD 07/20/2022 3.730% 06/16/2025	47800AAB6	4,598,101.30	NR	Aaa	07/12/22	07/20/22	4,597,614.36	3.73	7,622.63	4,597,829.40	4,574,092.77
HAROT 2021-2 A3 DTD 05/26/2021 0.330% 08/15/2025	43811JAC1	4,215,212.04	AAA	Aaa	01/31/22	02/02/22	4,164,168.46	0.68	618.23	4,189,373.70	4,120,435.52
HAROT 2021-2 A3 DTD 05/26/2021 0.330% 08/15/2025	43811JAC1	8,008,902.87	AAA	Aaa	05/18/21	05/26/21	8,008,590.53	0.33	1,174.64	8,008,770.60	7,828,827.50
JDOT 2022-C A2 DTD 10/19/2022 4.980% 08/15/2025	47800BAB4	21,234,443.84	NR	Aaa	10/12/22	10/19/22	21,233,683.64	4.98	46,998.90	21,233,962.36	21,163,629.09

**Managed Account Detail of Securities Held**

For the Month Ending **October 31, 2023**

**SAN BERNARDINO COUNTY - 76990800**

<b>Security Type/Description</b> <b>Dated Date/Coupon/Maturity</b>	<b>CUSIP</b>	<b>Par</b>	<b>S&amp;P Rating</b>	<b>Moody's Rating</b>	<b>Trade Date</b>	<b>Settle Date</b>	<b>Original Cost</b>	<b>YTM at Cost</b>	<b>Accrued Interest</b>	<b>Amortized Cost</b>	<b>Market Value</b>
<b>Asset-Backed Security</b>											
TLOT 2023-A A2 DTD 04/18/2023 5.300% 08/20/2025	89239MAB3	5,380,434.29	AAA	Aaa	04/11/23	04/18/23	5,380,225.53	5.30	8,713.31	5,380,273.63	5,356,810.42
BMWLT 2023-2 A2 DTD 10/11/2023 5.950% 08/25/2025	055979AB4	3,500,000.00	AAA	NR	10/03/23	10/11/23	3,499,804.35	5.95	11,569.44	3,499,810.06	3,499,938.40
MBART 2022-1 A2 DTD 11/22/2022 5.260% 10/15/2025	58768PAB0	6,865,719.30	AAA	Aaa	11/15/22	11/22/22	6,865,280.59	5.26	16,050.53	6,865,423.23	6,849,733.85
HAROT 2023-1 A2 DTD 02/24/2023 5.220% 10/21/2025	43815JAB9	5,643,833.79	NR	Aaa	02/16/23	02/24/23	5,643,494.60	5.22	8,183.56	5,643,582.02	5,621,348.19
TAOT 2021-B A3 DTD 06/14/2021 0.260% 11/17/2025	89190GAC1	18,352,555.26	AAA	NR	06/08/21	06/14/21	18,350,578.69	0.26	2,120.74	18,351,642.15	17,877,969.19
MBALT 2023-A A2 DTD 05/24/2023 5.240% 11/17/2025	58768RAB6	19,000,000.00	AAA	Aaa	05/11/23	05/24/23	18,999,777.70	5.24	44,248.89	18,999,817.12	18,906,136.20
HART 2022-C A2A DTD 11/09/2022 5.350% 11/17/2025	44933DAB7	24,597,161.97	AAA	NR	11/01/22	11/09/22	24,595,639.40	5.35	58,486.59	24,596,131.75	24,534,247.35
BMWLT 2023-1 A3 DTD 02/15/2023 5.160% 11/25/2025	05593AAC3	6,150,000.00	AAA	Aaa	02/07/23	02/15/23	6,149,853.63	5.16	5,289.00	6,149,891.02	6,092,945.84
HART 2023-A A2A DTD 04/12/2023 5.190% 12/15/2025	448979AB0	11,765,773.94	AAA	NR	04/04/23	04/12/23	11,765,093.88	5.19	27,139.72	11,765,235.04	11,720,739.26
MBART 2023-1 A2 DTD 01/25/2023 5.090% 01/15/2026	58770AAB9	2,495,152.69	AAA	NR	01/18/23	01/25/23	2,495,066.61	5.09	5,644.59	2,495,088.80	2,485,936.59
TAOT 2023-A A2 DTD 01/30/2023 5.050% 01/15/2026	891940AB4	5,786,383.16	AAA	NR	01/24/23	01/30/23	5,786,149.38	5.05	12,987.22	5,786,208.85	5,761,252.32
TAOT 2021-C A3 DTD 09/27/2021 0.430% 01/15/2026	89239BAC5	8,285,535.93	AAA	Aaa	09/21/21	09/27/21	8,284,875.58	0.43	1,583.46	8,285,197.14	8,016,491.32
HART 2021-B A3 DTD 07/28/2021 0.380% 01/15/2026	44934KAC8	9,565,791.85	AAA	NR	07/20/21	07/28/21	9,563,680.67	0.39	1,615.56	9,564,749.20	9,294,599.74
TAOT 2022-D A2A DTD 11/08/2022 5.270% 01/15/2026	89239HAB4	17,241,125.01	NR	Aaa	11/01/22	11/08/22	17,240,933.64	5.27	40,382.55	17,240,992.50	17,175,943.21

**Managed Account Detail of Securities Held**

For the Month Ending **October 31, 2023**

**SAN BERNARDINO COUNTY - 76990800**

<b>Security Type/Description</b>	<b>CUSIP</b>	<b>Par</b>	<b>S&amp;P Rating</b>	<b>Moody's Rating</b>	<b>Trade Date</b>	<b>Settle Date</b>	<b>Original Cost</b>	<b>YTM at Cost</b>	<b>Accrued Interest</b>	<b>Amortized Cost</b>	<b>Market Value</b>
<b>Asset-Backed Security</b>											
HAROT 2021-4 A3 DTD 11/24/2021 0.880% 01/21/2026	43815GAC3	6,217,412.73	NR	Aaa	11/16/21	11/24/21	6,216,102.10	0.89	1,519.81	6,216,712.12	5,988,192.27
JDOT 2021-B A3 DTD 07/21/2021 0.520% 03/16/2026	47789QAC4	9,441,165.14	NR	Aaa	07/13/21	07/21/21	9,440,322.99	0.52	2,181.96	9,440,735.89	9,118,147.95
JDOT 2023-A A2 DTD 03/02/2023 5.280% 03/16/2026	47800CAB2	25,000,000.00	NR	Aaa	02/22/23	03/02/23	24,999,122.50	5.28	58,666.67	24,999,315.39	24,924,842.50
HAROT 2023-3 A2 DTD 08/22/2023 5.710% 03/18/2026	43815QAB3	7,000,000.00	AAA	NR	08/15/23	08/22/23	6,999,337.10	5.71	14,433.61	6,999,387.22	6,985,413.40
HAROT 2023-2 A2 DTD 05/30/2023 5.410% 04/15/2026	437927AB2	5,500,000.00	AAA	Aaa	05/23/23	05/30/23	5,499,670.55	5.41	13,224.44	5,499,719.14	5,470,774.10
TAOT 2021-D A3 DTD 11/15/2021 0.710% 04/15/2026	89238JAC9	5,679,858.86	AAA	NR	11/09/21	11/15/21	5,679,737.88	0.71	1,792.31	5,679,791.62	5,476,061.55
TLOT 2023-A A3 DTD 04/18/2023 4.930% 04/20/2026	89239MAC1	14,000,000.00	AAA	Aaa	04/11/23	04/18/23	13,997,558.40	4.94	21,089.44	13,997,996.46	13,794,928.00
BMWOT 2023-A A2A DTD 07/18/2023 5.720% 04/27/2026	05592XAB6	3,000,000.00	AAA	NR	07/11/23	07/18/23	2,999,864.40	5.72	2,860.00	2,999,878.58	2,995,851.30
HART 2021-C A3 DTD 11/17/2021 0.740% 05/15/2026	44935FAD6	4,394,683.68	AAA	NR	11/09/21	11/17/21	4,393,702.79	0.75	1,445.36	4,394,129.84	4,246,336.74
HART 2023-B A2A DTD 07/19/2023 5.770% 05/15/2026	44933XAB3	5,000,000.00	AAA	NR	07/11/23	07/19/23	4,999,901.50	5.77	12,822.22	4,999,911.53	4,988,722.50
TAOT 2023-B A2A DTD 05/23/2023 5.280% 05/15/2026	891941AB2	6,017,000.00	NR	Aaa	05/16/23	05/23/23	6,016,861.01	5.28	14,119.89	6,016,881.71	5,988,088.32
TAOT 2022-A A3 DTD 01/31/2022 1.230% 06/15/2026	89239KAC5	3,978,625.88	NR	Aaa	01/25/22	01/31/22	3,977,949.51	1.23	2,174.98	3,978,220.31	3,839,366.02
JDOT 2023-B A2 DTD 06/28/2023 5.590% 06/15/2026	477920AB8	5,000,000.00	NR	Aaa	06/21/23	06/28/23	4,999,704.50	5.59	12,422.22	4,999,738.88	4,992,654.00
MBART 2021-1 A3 DTD 09/22/2021 0.460% 06/15/2026	58772WAC7	13,660,843.20	AAA	Aaa	09/15/21	09/22/21	13,659,056.36	0.46	2,792.88	13,659,853.04	13,215,475.12

**Managed Account Detail of Securities Held**

For the Month Ending **October 31, 2023**

**SAN BERNARDINO COUNTY - 76990800**

<b>Security Type/Description</b>	<b>CUSIP</b>	<b>Par</b>	<b>S&amp;P Rating</b>	<b>Moody's Rating</b>	<b>Trade Date</b>	<b>Settle Date</b>	<b>Original Cost</b>	<b>YTM at Cost</b>	<b>Accrued Interest</b>	<b>Amortized Cost</b>	<b>Market Value</b>
<b>Asset-Backed Security</b>											
TAOT 2023-C A2A DTD 08/15/2023 5.600% 08/17/2026	89231FAB6	3,000,000.00	AAA	NR	08/08/23	08/15/23	2,999,816.70	5.60	7,466.67	2,999,829.72	2,989,047.90
JDOT 2023-C A2 DTD 09/19/2023 5.760% 08/17/2026	47787CAB9	8,750,000.00	NR	Aaa	09/12/23	09/19/23	8,749,413.75	5.76	22,400.00	8,749,435.64	8,741,416.25
BMWOT 2022-A A3 DTD 05/18/2022 3.210% 08/25/2026	05602RAD3	14,000,000.00	AAA	Aaa	05/10/22	05/18/22	13,999,272.00	3.21	7,490.00	13,999,520.27	13,665,496.60
TAOT 2022-B A3 DTD 04/13/2022 2.930% 09/15/2026	89238FAD5	12,000,000.00	AAA	Aaa	04/07/22	04/13/22	11,999,719.20	2.93	15,626.67	11,999,817.72	11,642,521.20
GMCAR 2023-3 A2A DTD 07/19/2023 5.740% 09/16/2026	36267KAB3	2,250,000.00	AAA	Aaa	07/11/23	07/19/23	2,249,959.28	5.74	5,381.25	2,249,962.98	2,246,065.88
JDOT 2022-A A3 DTD 03/16/2022 2.320% 09/16/2026	47787JAC2	7,870,482.49	NR	Aaa	03/10/22	03/16/22	7,868,741.54	2.33	8,115.34	7,869,371.25	7,636,861.38
BMWLT 2023-2 A3 DTD 10/11/2023 5.990% 09/25/2026	055979AC2	3,000,000.00	AAA	NR	10/03/23	10/11/23	2,999,939.10	5.99	9,983.33	2,999,940.19	2,998,171.80
MBART 2023-2 A2 DTD 10/25/2023 5.920% 11/16/2026	58769FAB1	4,500,000.00	AAA	NR	10/19/23	10/25/23	4,499,798.40	5.92	4,440.00	4,499,799.53	4,501,181.25
GMCAR 2023-4 A2A DTD 10/11/2023 5.890% 11/16/2026	379930AB6	5,750,000.00	AAA	Aaa	10/03/23	10/11/23	5,749,452.03	5.89	18,815.28	5,749,461.22	5,741,107.05
HART 2022-B A3 DTD 07/20/2022 3.720% 11/16/2026	44918MAD2	11,000,000.00	AAA	NR	07/12/22	07/20/22	10,999,995.60	3.72	18,186.67	10,999,996.91	10,696,048.00
MBALT 2023-A A3 DTD 05/24/2023 4.740% 01/15/2027	58768RAC4	20,000,000.00	AAA	Aaa	05/11/23	05/24/23	19,999,304.00	4.74	42,133.33	19,999,388.13	19,650,240.00
JDOT 2022-B A3 DTD 07/20/2022 3.740% 02/16/2027	47800AAC4	8,600,000.00	NR	Aaa	07/12/22	07/20/22	8,599,178.70	3.74	14,295.11	8,599,409.08	8,345,480.42
HART 2023-A A3 DTD 04/12/2023 4.580% 04/15/2027	448979AD6	14,000,000.00	AAA	NR	04/04/23	04/12/23	13,998,633.60	4.58	28,497.78	13,998,823.07	13,725,874.40
HAROT 2023-1 A3 DTD 02/24/2023 5.040% 04/21/2027	43815JAC7	6,500,000.00	NR	Aaa	02/16/23	02/24/23	6,498,792.30	5.05	9,100.00	6,498,991.33	6,404,210.80

**Managed Account Detail of Securities Held**

For the Month Ending **October 31, 2023**

**SAN BERNARDINO COUNTY - 76990800**

<b>Security Type/Description</b> <b>Dated Date/Coupon/Maturity</b>	<b>CUSIP</b>	<b>Par</b>	<b>S&amp;P Rating</b>	<b>Moody's Rating</b>	<b>Trade Date</b>	<b>Settle Date</b>	<b>Original Cost</b>	<b>YTM at Cost</b>	<b>Accrued Interest</b>	<b>Amortized Cost</b>	<b>Market Value</b>
<b>Asset-Backed Security</b>											
AMXCA 2022-2 A DTD 05/24/2022 3.390% 05/17/2027	02582JJT8	20,000,000.00	AAA	NR	05/17/22	05/24/22	19,995,576.00	3.39	30,133.33	19,996,855.29	19,309,946.00
JDOT 2022-C A3 DTD 10/19/2022 5.090% 06/15/2027	47800BAC2	28,961,000.00	NR	Aaa	10/12/22	10/19/22	28,958,752.63	5.09	65,516.22	28,959,252.34	28,613,609.91
HART 2022-C A3 DTD 11/09/2022 5.390% 06/15/2027	44933DAD3	48,500,000.00	AAA	NR	11/01/22	11/09/22	48,499,767.20	5.39	116,184.44	48,499,816.70	48,111,966.05
MBART 2022-1 A3 DTD 11/22/2022 5.210% 08/16/2027	58768PAC8	20,500,000.00	AAA	Aaa	11/15/22	11/22/22	20,495,945.10	5.21	47,468.89	20,496,752.33	20,272,993.25
TAOT 2023-A A3 DTD 01/30/2023 4.630% 09/15/2027	891940AC2	13,000,000.00	AAA	NR	01/24/23	01/30/23	12,999,993.50	4.63	26,751.11	12,999,994.56	12,732,395.00
TAOT 2022-D A3 DTD 11/08/2022 5.300% 09/15/2027	89239HAD0	70,500,000.00	NR	Aaa	11/01/22	11/08/22	70,493,041.65	5.30	166,066.67	70,494,447.46	69,884,965.05
AMXCA 2022-4 A DTD 11/03/2022 4.950% 10/15/2027	02582JJX9	33,000,000.00	AAA	NR	10/27/22	11/03/22	32,998,363.20	4.95	72,600.00	32,998,692.01	32,641,781.70
HAROT 2023-2 A3 DTD 05/30/2023 4.930% 11/15/2027	437927AC0	4,000,000.00	AAA	Aaa	05/23/23	05/30/23	3,999,352.00	4.93	8,764.44	3,999,413.62	3,930,158.40
MBART 2023-1 A3 DTD 01/25/2023 4.510% 11/15/2027	58770AAC7	6,630,000.00	AAA	NR	01/18/23	01/25/23	6,629,204.40	4.51	13,289.47	6,629,331.33	6,495,932.78
JDOT 2023-A A3 DTD 03/02/2023 5.010% 11/15/2027	47800CAC0	22,000,000.00	NR	Aaa	02/22/23	03/02/23	21,995,991.60	5.01	48,986.67	21,996,560.56	21,662,465.00
TAOT 2023-B A3 DTD 05/23/2023 4.710% 02/15/2028	891941AD8	12,500,000.00	NR	Aaa	05/16/23	05/23/23	12,499,301.25	4.71	26,166.67	12,499,366.72	12,256,551.25
HAROT 2023-3 A3 DTD 08/22/2023 5.410% 02/18/2028	43815OAC1	6,500,000.00	AAA	NR	08/15/23	08/22/23	6,498,659.70	5.42	12,698.47	6,498,717.69	6,452,230.85
BMWOT 2023-A A3 DTD 07/18/2023 5.470% 02/25/2028	05592XAD2	3,000,000.00	AAA	NR	07/11/23	07/18/23	2,999,468.40	5.47	2,735.00	2,999,501.88	2,988,656.10
JDOT 2023-B A3 DTD 06/28/2023 5.180% 03/15/2028	477920AC6	4,000,000.00	NR	Aaa	06/21/23	06/28/23	3,999,332.80	5.18	9,208.89	3,999,381.62	3,961,324.40

**Managed Account Detail of Securities Held**

For the Month Ending **October 31, 2023**

**SAN BERNARDINO COUNTY - 76990800**

<b>Security Type/Description</b> <b>Dated Date/Coupon/Maturity</b>	<b>CUSIP</b>	<b>Par</b>	<b>S&amp;P Rating</b>	<b>Moody's Rating</b>	<b>Trade Date</b>	<b>Settle Date</b>	<b>Original Cost</b>	<b>YTM at Cost</b>	<b>Accrued Interest</b>	<b>Amortized Cost</b>	<b>Market Value</b>
<b>Asset-Backed Security</b>											
DCENT 2023-A1 A DTD 04/11/2023 4.310% 03/15/2028	254683CY9	45,000,000.00	NR	Aaa	04/04/23	04/11/23	44,997,390.00	4.31	86,200.00	44,997,685.80	43,675,335.00
VZMT 2023-2 A DTD 04/25/2023 4.890% 04/13/2028	92348KBL6	35,000,000.00	AAA	NR	04/18/23	04/25/23	34,999,450.50	4.89	52,295.83	34,999,508.02	34,496,259.00
TAOT 2023-C A3 DTD 08/15/2023 5.160% 04/17/2028	89231FAD2	2,000,000.00	AAA	NR	08/09/23	08/15/23	1,999,547.60	5.17	4,586.67	1,999,568.27	1,977,266.00
HART 2023-B A3 DTD 07/19/2023 5.480% 04/17/2028	44933XAD9	5,000,000.00	AAA	NR	07/11/23	07/19/23	4,999,783.00	5.48	12,177.78	4,999,796.14	4,975,816.00
JDOT 2023-C A3 DTD 09/19/2023 5.480% 05/15/2028	47787CAC7	6,750,000.00	NR	Aaa	09/12/23	09/19/23	6,749,536.28	5.48	16,440.00	6,749,546.62	6,725,362.50
AMXCA 2023-1 A DTD 06/14/2023 4.870% 05/15/2028	02582JJZ4	14,000,000.00	AAA	NR	06/07/23	06/14/23	13,998,758.20	4.87	30,302.22	13,998,854.95	13,761,427.40
COMET 2023-A1 A DTD 05/24/2023 4.420% 05/15/2028	14041NGD7	50,000,000.00	AAA	NR	05/17/23	05/24/23	49,988,535.00	4.43	98,222.22	49,989,550.33	48,560,380.00
DCENT 2023-A2 A DTD 06/28/2023 4.930% 06/15/2028	254683CZ6	25,000,000.00	AAA	Aaa	06/21/23	06/28/23	24,996,622.50	4.93	54,777.78	24,996,857.10	24,547,175.00
GMCAR 2023-3 A3 DTD 07/19/2023 5.450% 06/16/2028	36267KAD9	5,000,000.00	AAA	Aaa	07/11/23	07/19/23	4,999,807.00	5.45	11,354.17	4,999,818.30	4,963,390.00
<b>Security Type Sub-Total</b>		<b>917,831,362.90</b>					<b>917,700,185.24</b>	<b>4.41</b>	<b>1,699,431.67</b>	<b>917,742,724.65</b>	<b>903,976,838.44</b>
<b>Managed Account Sub-Total</b>		<b>13,451,419,733.47</b>					<b>13,192,620,513.75</b>	<b>3.84</b>	<b>54,550,915.42</b>	<b>13,258,071,089.94</b>	<b>12,953,202,644.50</b>
<b>Securities Sub-Total</b>		<b>\$13,451,419,733.47</b>					<b>\$13,192,620,513.75</b>	<b>3.84%</b>	<b>\$54,550,915.42</b>	<b>\$13,258,071,089.94</b>	<b>\$12,953,202,644.50</b>
<b>Accrued Interest</b>											<b>\$54,550,915.42</b>
<b>Total Investments</b>											<b>\$13,007,753,559.92</b>

**Managed Account Fair Market Value & Analytics**

For the Month Ending **October 31, 2023**

**SAN BERNARDINO COUNTY - 76990800**

<b>Security Type/Description</b>	<b>CUSIP</b>	<b>Par</b>	<b>Broker</b>	<b>Next Call Date</b>	<b>Market Price</b>	<b>Market Value</b>	<b>Unreal G/L On Cost</b>	<b>Unreal G/L Amort Cost</b>	<b>Effective Duration</b>	<b>YTM at Mkt</b>
<b>U.S. Treasury Bond / Note</b>										
US TREASURY NOTES DTD 02/28/2017 2.125% 02/29/2024	912828W48	75,000,000.00	WELLS_F		98.91	74,179,687.50	(1,473,632.81)	(929,048.20)	0.33	5.46
US TREASURY NOTES DTD 05/15/2014 2.500% 05/15/2024	912828WJ5	50,000,000.00	BNP		98.41	49,203,125.00	(2,859,375.00)	(1,036,359.60)	0.53	5.53
US TREASURY NOTES DTD 05/15/2014 2.500% 05/15/2024	912828WJ5	50,000,000.00	WELLSFAR		98.41	49,203,125.00	(2,408,203.13)	(994,016.27)	0.53	5.53
US TREASURY NOTES DTD 05/15/2021 0.250% 05/15/2024	91282CCC3	75,000,000.00	RBC		97.23	72,925,785.00	(17,574.38)	(1,574,088.99)	0.54	5.51
US TREASURY NOTES DTD 05/31/2017 2.000% 05/31/2024	912828XT2	50,000,000.00	BARCLAY		98.00	49,000,000.00	(826,171.88)	(953,993.06)	0.58	5.54
US TREASURY NOTES DTD 06/30/2017 2.000% 06/30/2024	912828XX3	50,000,000.00	DAIWA		97.72	48,859,375.00	(2,027,343.75)	(1,264,021.17)	0.66	5.53
US TREASURY NOTES DTD 06/30/2017 2.000% 06/30/2024	912828XX3	50,000,000.00	MORGANST		97.72	48,859,375.00	(2,158,203.13)	(1,285,225.06)	0.66	5.53
US TREASURY NOTES DTD 06/30/2017 2.000% 06/30/2024	912828XX3	50,000,000.00	RBC		97.72	48,859,375.00	(2,076,171.88)	(1,273,802.85)	0.66	5.53
US TREASURY NOTES DTD 06/30/2019 1.750% 06/30/2024	9128286Z8	50,000,000.00	MORGANST		97.55	48,773,440.00	(1,400,388.13)	(1,251,870.71)	0.66	5.55
US TREASURY NOTES DTD 06/30/2019 1.750% 06/30/2024	9128286Z8	50,000,000.00	BARCLAY		97.55	48,773,440.00	(927,731.88)	(1,139,641.24)	0.66	5.55
US TREASURY NOTES DTD 06/30/2019 1.750% 06/30/2024	9128286Z8	50,000,000.00	STIFEL		97.55	48,773,440.00	31,252.50	(819,620.66)	0.66	5.55
US TREASURY NOTES DTD 07/15/2021 0.375% 07/15/2024	91282CCL3	100,000,000.00	PIPER S		96.50	96,500,000.00	1,820,312.50	(1,674,472.21)	0.71	5.49
US TREASURY NOTES DTD 07/31/2017 2.125% 07/31/2024	9128282N9	50,000,000.00	TOR DOM		97.53	48,765,625.00	(2,708,984.38)	(1,463,758.68)	0.75	5.53
US TREASURY NOTES DTD 07/31/2017 2.125% 07/31/2024	9128282N9	50,000,000.00	PIPER S		97.53	48,765,625.00	(664,062.50)	(1,050,555.27)	0.75	5.53
US TREASURY NOTES DTD 07/31/2019 1.750% 07/31/2024	912828Y87	50,000,000.00	DAIWA		97.25	48,625,000.00	300,781.25	(786,968.79)	0.75	5.54
US TREASURY NOTES DTD 08/15/2014 2.375% 08/15/2024	912828D56	50,000,000.00	BNP		97.59	48,796,875.00	(482,421.88)	(941,711.27)	0.79	5.52
US TREASURY NOTES DTD 08/31/2019 1.250% 08/31/2024	912828YE4	50,000,000.00	BOFA		96.58	48,289,060.00	(1,423,830.63)	(1,617,390.97)	0.83	5.51



**Managed Account Fair Market Value & Analytics**

For the Month Ending **October 31, 2023**

**SAN BERNARDINO COUNTY - 76990800**

<b>Security Type/Description Dated Date/Coupon/Maturity</b>	<b>CUSIP</b>	<b>Par</b>	<b>Broker</b>	<b>Next Call Date</b>	<b>Market Price</b>	<b>Market Value</b>	<b>Unreal G/L On Cost</b>	<b>Unreal G/L Amort Cost</b>	<b>Effective Duration</b>	<b>YTM at Mkt</b>
<b>U.S. Treasury Bond / Note</b>										
US TREASURY NOTES DTD 08/31/2019 1.250% 08/31/2024	912828YE4	50,000,000.00	RBC		96.58	48,289,060.00	(1,128,908.75)	(1,520,068.91)	0.83	5.51
US TREASURY NOTES DTD 09/30/2019 1.500% 09/30/2024	912828YH7	50,000,000.00	TOR DOM		96.48	48,242,190.00	(1,441,403.75)	(1,647,381.90)	0.91	5.49
US TREASURY NOTES DTD 09/30/2019 1.500% 09/30/2024	912828YH7	50,000,000.00	BNP		96.48	48,242,190.00	(441,403.75)	(1,274,113.97)	0.91	5.49
US TREASURY NOTES DTD 10/15/2021 0.625% 10/15/2024	91282CDB4	75,000,000.00	MORGANS		95.53	71,648,437.50	(1,145,507.81)	(2,541,127.67)	0.95	5.49
US TREASURY NOTES DTD 11/15/2021 0.750% 11/15/2024	91282CDH1	75,000,000.00	DAIWA		95.30	71,472,660.00	(117,183.75)	(2,180,292.83)	1.03	5.46
US TREASURY NOTES DTD 01/31/2020 1.375% 01/31/2025	912828Z52	50,000,000.00	BAML		95.25	47,625,000.00	(3,220,703.13)	(2,699,505.74)	1.24	5.35
US TREASURY NOTES DTD 02/17/2015 2.000% 02/15/2025	912828J27	50,000,000.00	MIZUHO		95.88	47,937,500.00	(2,638,671.88)	(2,206,848.79)	1.28	5.35
US TREASURY NOTES DTD 02/15/2022 1.500% 02/15/2025	91282CDZ1	50,000,000.00	BARCLAY		95.27	47,632,810.00	(2,134,768.13)	(2,265,613.03)	1.28	5.34
US TREASURY NOTES DTD 03/15/2022 1.750% 03/15/2025	91282CED9	100,000,000.00	BARCLAY		95.36	95,359,380.00	(531,245.00)	(1,627,881.73)	1.36	5.30
US TREASURY NOTES DTD 05/15/2015 2.125% 05/15/2025	912828XB1	50,000,000.00	BMO		95.47	47,734,375.00	(3,375,000.00)	(2,579,472.39)	1.51	5.22
US TREASURY NOTES DTD 05/15/2022 2.750% 05/15/2025	91282CEO0	50,000,000.00	BOFA		96.36	48,179,690.00	(1,472,653.75)	(1,638,034.15)	1.50	5.24
US TREASURY NOTES DTD 05/31/2020 0.250% 05/31/2025	912828ZT0	50,000,000.00	CITI		92.53	46,265,625.00	(2,402,343.75)	(3,135,790.86)	1.58	5.23
US TREASURY NOTES DTD 06/15/2022 2.875% 06/15/2025	91282CEU1	25,000,000.00	MS		96.42	24,105,470.00	(249,022.19)	(410,194.61)	1.58	5.20
US TREASURY NOTES DTD 06/15/2022 2.875% 06/15/2025	91282CEU1	25,000,000.00	MUFG		96.42	24,105,470.00	(248,045.63)	(408,846.31)	1.58	5.20
US TREASURY NOTES DTD 06/30/2020 0.250% 06/30/2025	912828ZW3	50,000,000.00	TOR DOM		92.22	46,109,375.00	(2,496,093.75)	(3,246,423.73)	1.66	5.19
US TREASURY NOTES DTD 06/30/2020 0.250% 06/30/2025	912828ZW3	50,000,000.00	BOFA		92.22	46,109,375.00	(2,056,640.63)	(3,001,464.85)	1.66	5.19
US TREASURY NOTES DTD 06/30/2020 0.250% 06/30/2025	912828ZW3	50,000,000.00	RBC		92.22	46,109,375.00	115,234.37	(1,711,810.81)	1.66	5.19

**Managed Account Fair Market Value & Analytics**

For the Month Ending **October 31, 2023**

**SAN BERNARDINO COUNTY - 76990800**

<b>Security Type/Description</b>	<b>Dated Date/Coupon/Maturity</b>	<b>CUSIP</b>	<b>Par</b>	<b>Broker</b>	<b>Next Call Date</b>	<b>Market Price</b>	<b>Market Value</b>	<b>Unreal G/L On Cost</b>	<b>Unreal G/L Amort Cost</b>	<b>Effective Duration</b>	<b>YTM at Mkt</b>
<b>U.S. Treasury Bond / Note</b>											
US TREASURY NOTES	DTD 06/30/2020 0.250% 06/30/2025	912828ZW3	75,000,000.00	MORGANS		92.22	69,164,062.50	(2,894,531.25)	(4,407,590.63)	1.66	5.19
US TREASURY NOTES	DTD 06/30/2020 0.250% 06/30/2025	912828ZW3	75,000,000.00	MIZUHO		92.22	69,164,062.50	(2,812,500.00)	(4,361,859.94)	1.66	5.19
US TREASURY NOTES	DTD 07/15/2022 3.000% 07/15/2025	91282CEY3	50,000,000.00	BNP DIR		96.48	48,242,190.00	(763,669.38)	(1,009,195.63)	1.66	5.18
US TREASURY NOTES	DTD 07/31/2020 0.250% 07/31/2025	91282CAB7	50,000,000.00	PIPER J		91.88	45,937,500.00	(2,533,203.13)	(3,337,078.88)	1.75	5.17
US TREASURY NOTES	DTD 07/31/2020 0.250% 07/31/2025	91282CAB7	50,000,000.00	BARCLAY		91.88	45,937,500.00	(2,544,921.88)	(3,342,637.67)	1.75	5.17
US TREASURY NOTES	DTD 08/31/2020 0.250% 08/31/2025	91282CAJ0	50,000,000.00	DAIWA		91.56	45,781,250.00	(2,078,125.00)	(3,133,842.33)	1.83	5.13
US TREASURY NOTES	DTD 08/31/2020 0.250% 08/31/2025	91282CAJ0	50,000,000.00	CITIGRP		91.56	45,781,250.00	300,781.25	(1,612,227.24)	1.83	5.13
US TREASURY NOTES	DTD 08/31/2020 0.250% 08/31/2025	91282CAJ0	75,000,000.00	CITIGRP		91.56	68,671,875.00	(2,097,656.25)	(4,097,877.88)	1.83	5.13
US TREASURY NOTES	DTD 09/30/2020 0.250% 09/30/2025	91282CAM3	50,000,000.00	WELLS_F		91.28	45,640,625.00	(1,310,546.88)	(2,713,714.11)	1.91	5.08
US TREASURY NOTES	DTD 10/31/2020 0.250% 10/31/2025	91282CAT8	50,000,000.00	MORGANS		90.92	45,460,940.00	(328,122.50)	(2,181,710.02)	2.00	5.08
US TREASURY NOTES	DTD 10/31/2020 0.250% 10/31/2025	91282CAT8	50,000,000.00	BK AMER		90.92	45,460,940.00	1,373,049.37	(716,349.78)	2.00	5.08
US TREASURY NOTES	DTD 01/31/2021 0.375% 01/31/2026	91282CBH3	50,000,000.00	RBC		90.23	45,117,190.00	984,377.50	(906,859.36)	2.24	5.02
US TREASURY NOTES	DTD 01/31/2021 0.375% 01/31/2026	91282CBH3	50,000,000.00	BNP DIR		90.23	45,117,190.00	1,160,158.75	(767,383.06)	2.24	5.02
US TREASURY NOTES	DTD 01/31/2021 0.375% 01/31/2026	91282CBH3	50,000,000.00	JPMCHAS		90.23	45,117,190.00	550,783.75	(905,593.56)	2.24	5.02
US TREASURY NOTES	DTD 02/28/2021 0.500% 02/28/2026	91282CBO3	50,000,000.00	BNP DIR		90.20	45,101,560.00	1,328,122.50	(567,361.34)	2.32	5.00
US TREASURY NOTES	DTD 05/31/2021 0.750% 05/31/2026	91282CCF6	50,000,000.00	STIFEL		89.92	44,960,940.00	736,330.62	(976,014.47)	2.55	4.96
US TREASURY NOTES	DTD 05/31/2019 2.125% 05/31/2026	9128286X3	50,000,000.00	BARCLAY		93.22	46,609,375.00	310,546.87	(721,020.17)	2.50	4.95

**Managed Account Fair Market Value & Analytics**

For the Month Ending **October 31, 2023**

**SAN BERNARDINO COUNTY - 76990800**

<b>Security Type/Description</b> <b>Dated Date/Coupon/Maturity</b>	<b>CUSIP</b>	<b>Par</b>	<b>Broker</b>	<b>Next Call Date</b>	<b>Market Price</b>	<b>Market Value</b>	<b>Unreal G/L On Cost</b>	<b>Unreal G/L Amort Cost</b>	<b>Effective Duration</b>	<b>YTM at Mkt</b>
<b>U.S. Treasury Bond / Note</b>										
US TREASURY NOTES DTD 06/30/2021 0.875% 06/30/2026	91282CCJ8	50,000,000.00	BAML		90.08	45,039,060.00	66,403.75	(997,778.50)	2.63	4.89
US TREASURY NOTES DTD 06/30/2021 0.875% 06/30/2026	91282CCJ8	50,000,000.00	DAIWA		90.08	45,039,060.00	183,591.25	(898,808.10)	2.63	4.89
US TREASURY NOTES DTD 05/15/2017 2.375% 05/15/2027	912828X88	50,000,000.00	CITIGRP		91.91	45,953,125.00	(105,468.75)	(1,036,013.78)	3.37	4.89
US TREASURY NOTES DTD 05/15/2017 2.375% 05/15/2027	912828X88	50,000,000.00	BARCLAY		91.91	45,953,125.00	(378,906.25)	(1,189,091.26)	3.37	4.89
US TREASURY NOTES DTD 06/30/2020 0.500% 06/30/2027	912828ZV5	50,000,000.00	BAML		85.47	42,734,375.00	611,328.12	(1,074,275.02)	3.63	4.88
US TREASURY NOTES DTD 07/31/2020 0.375% 07/31/2027	91282CAD3	50,000,000.00	TD SEC		84.72	42,359,375.00	500,000.00	(1,341,770.36)	3.72	4.88
US TREASURY NOTES DTD 08/15/2017 2.250% 08/15/2027	9128282R0	50,000,000.00	JEFFERI		90.94	45,468,750.00	179,687.50	(797,595.81)	3.63	4.90
<b>Security Type Sub-Total</b>		<b>3,125,000,000.00</b>				<b>2,942,132,845.00</b>	<b>(53,848,600.43)</b>	<b>(97,245,066.18)</b>	<b>1.49</b>	<b>5.28</b>
<b>U.S. Treasury Bill</b>										
US TREASURY BILL DTD 11/03/2022 0.000% 11/02/2023	912796YT0	25,000,000.00	JPMCHAS		99.99	24,996,322.50	541,114.17	(45.56)	0.01	2.65
US TREASURY BILL DTD 08/22/2023 0.000% 12/19/2023	912797HV2	50,000,000.00	BNP DIR		99.29	49,645,335.00	271,147.50	(1,265.00)	0.14	5.25
<b>Security Type Sub-Total</b>		<b>75,000,000.00</b>				<b>74,641,657.50</b>	<b>812,261.67</b>	<b>(1,310.56)</b>	<b>0.10</b>	<b>4.38</b>
<b>Supra-National Agency Bond / Note</b>										
INTL BK RECON & DEVELOP NOTES DTD 11/24/2020 0.250% 11/24/2023	459058JM6	25,000,000.00	TD		99.68	24,920,675.00	(25,575.00)	(78,196.00)	0.07	5.02
INTL BK RECON & DEVELOP NOTES DTD 03/29/2022 2.250% 03/28/2024	45906M3C3	13,000,000.00	BOFA		98.65	12,824,825.00	(165,035.00)	(173,119.22)	0.41	5.59
INTL BANK OF RECON AND DEV SN (FLOATER) DTD 06/16/2020 5.740% 06/17/2024	45906M2B6	10,000,000.00	BMO		100.18	10,017,850.00	17,850.00	17,850.00	0.00	5.68

**Managed Account Fair Market Value & Analytics**

For the Month Ending **October 31, 2023**

**SAN BERNARDINO COUNTY - 76990800**

<b>Security Type/Description</b>	<b>Dated Date/Coupon/Maturity</b>	<b>CUSIP</b>	<b>Par</b>	<b>Broker</b>	<b>Next Call Date</b>	<b>Market Price</b>	<b>Market Value</b>	<b>Unreal G/L On Cost</b>	<b>Unreal G/L Amort Cost</b>	<b>Effective Duration</b>	<b>YTM at Mkt</b>
<b>Supra-National Agency Bond / Note</b>											
INTER-AMERICAN DEVEL BK NOTES DTD 07/01/2022 3.250% 07/01/2024		4581X0EE4	60,000,000.00	BMO		98.45	59,072,820.00	(921,180.00)	(925,185.47)	0.66	5.63
INTL FINANCE CORP CORPORATE NOTES DTD 09/15/2022 3.625% 09/15/2025		45950KDA5	20,000,000.00	TOR DOM		97.26	19,451,700.00	(540,500.00)	(543,432.12)	1.82	5.18
INTER-AMERICAN DEVEL BK NOTES DTD 07/06/2023 4.500% 05/15/2026		4581X0EK0	15,000,000.00	WELLSFA		98.59	14,788,305.00	(200,145.00)	(201,450.46)	2.39	5.10
<b>Security Type Sub-Total</b>			<b>143,000,000.00</b>				<b>141,076,175.00</b>	<b>(1,834,585.00)</b>	<b>(1,903,533.27)</b>	<b>0.83</b>	<b>5.40</b>
<b>Repurchase Agreement</b>											
CANTOR FITZGERALD REPO AGRMT DTD 10/26/2023 5.290% 11/02/2023		RE1365221	100,000,000.00	CANTFIT		100.00	99,999,367.00	(633.00)	(633.00)	0.01	5.40
<b>Security Type Sub-Total</b>			<b>100,000,000.00</b>				<b>99,999,367.00</b>	<b>(633.00)</b>	<b>(633.00)</b>	<b>0.01</b>	<b>5.40</b>
<b>Money Market Mutual Fund</b>											
NORTHERN TRUST INST GOVT SELECT 848		665278701	1,000,000.00			1.00	1,000,000.00	0.00	0.00	0.00	5.23
FEDERATED GOVT OBLIGATIONS FUND		608919718	1,000,000.00			1.00	1,000,000.00	0.00	0.00	0.00	5.22
MORGAN STANLEY LIQ GOVT-INST FUND		61747C707	1,000,000.00			1.00	1,000,000.00	0.00	0.00	0.00	5.25
FIDELITY GOVT MM FUND 2642		31607A703	607,000,000.00			1.00	607,000,000.00	0.00	0.00	0.00	5.24
<b>Security Type Sub-Total</b>			<b>610,000,000.00</b>				<b>610,000,000.00</b>	<b>0.00</b>	<b>0.00</b>	<b>0.00</b>	<b>5.24</b>
<b>Joint Powers Authority</b>											
INVESTMENT TRUST OF CALIFORNIA CALIFORNIA ASSET MANAGEMENT PROGRAM		CALTRUST3	10,000,000.00	DIRECT		1.00	10,000,000.00	0.00	0.00	0.00	5.48
CALIFORNIA ASSET MANAGEMENT PROGRAM		CAMPMF025	15,000,000.00	DIRECT		1.00	15,000,000.00	0.00	0.00	0.00	5.56
CALIFORNIA ASSET MANAGEMENT PROGRAM		CAMPMF025	19,000,000.00	DIRECT		1.00	19,000,000.00	0.00	0.00	0.00	5.56
CALIFORNIA ASSET MANAGEMENT PROGRAM		CAMPMF025	19,000,000.00	DIRECT		1.00	19,000,000.00	0.00	0.00	0.00	5.56
CALIFORNIA ASSET MANAGEMENT PROGRAM		CAMPMF025	22,000,000.00	DIRECT		1.00	22,000,000.00	0.00	0.00	0.00	5.56

Managed Account Fair Market Value & Analytics

For the Month Ending **October 31, 2023**

SAN BERNARDINO COUNTY - 76990800

Security Type/Description Dated Date/Coupon/Maturity	CUSIP	Par	Broker	Next Call Date	Market Price	Market Value	Unreal G/L On Cost	Unreal G/L Amort Cost	Effective Duration	YTM at Mkt
<b>Joint Powers Authority</b>										
CALIFORNIA ASSET MANAGEMENT PROGRAM	CAMPMF025	33,000,000.00	DIRECT		1.00	33,000,000.00	0.00	0.00	0.00	5.56
CALIFORNIA ASSET MANAGEMENT PROGRAM	CAMPMF025	37,000,000.00	DIRECT		1.00	37,000,000.00	0.00	0.00	0.00	5.56
CALIFORNIA ASSET MANAGEMENT PROGRAM	CAMPMF025	39,000,000.00	DIRECT		1.00	39,000,000.00	0.00	0.00	0.00	5.56
CALIFORNIA ASSET MANAGEMENT PROGRAM	CAMPMF025	40,000,000.00	DIRECT		1.00	40,000,000.00	0.00	0.00	0.00	5.56
CALIFORNIA ASSET MANAGEMENT PROGRAM	CAMPMF025	56,000,000.00	DIRECT		1.00	56,000,000.00	0.00	0.00	0.00	5.56
CALIFORNIA ASSET MANAGEMENT PROGRAM	CAMPMF025	75,000,000.00	DIRECT		1.00	75,000,000.00	0.00	0.00	0.00	5.56
CALIFORNIA ASSET MANAGEMENT PROGRAM	CAMPMF025	99,000,000.00	DIRECT		1.00	99,000,000.00	0.00	0.00	0.00	5.56
CALIFORNIA ASSET MANAGEMENT PROGRAM	CAMPMF025	150,000,000.00	DIRECT		1.00	150,000,000.00	0.00	0.00	0.00	5.56
<b>Security Type Sub-Total</b>		<b>614,000,000.00</b>				<b>614,000,000.00</b>	<b>0.00</b>	<b>0.00</b>	<b>0.00</b>	<b>5.56</b>
<b>Federally Insured Cash Account</b>										
STONECASTLE FICA	FICAMF003	22,169.05			1.00	22,169.05	0.00	0.00	0.00	5.33
<b>Security Type Sub-Total</b>		<b>22,169.05</b>				<b>22,169.05</b>	<b>0.00</b>	<b>0.00</b>	<b>0.00</b>	<b>5.33</b>
<b>Federal Agency Mortgage-Backed Security</b>										
FR WN1252 DTD 06/01/2023 4.500% 03/01/2028	3132XFMA3	9,786,000.00	JPMCHAS		95.02	9,298,429.87	(343,838.26)	(354,984.81)	3.88	5.80
FR WN1245 DTD 06/01/2023 4.350% 03/01/2028	3132XFL30	25,000,000.00	JPMCHAS		94.48	23,619,916.25	(892,779.06)	(933,693.47)	3.89	5.79
FR WN1255 DTD 07/01/2023 4.670% 04/01/2028	3132XFMD7	21,000,000.00	JPMCHAS		95.44	20,042,707.86	(504,479.64)	(530,664.47)	3.94	5.84
FR WN2390 DTD 07/01/2023 4.920% 04/01/2028	3132XGU07	51,524,000.00	CASTLE		96.70	49,825,240.32	(1,668,569.84)	(1,670,431.46)	3.91	5.77

**Managed Account Fair Market Value & Analytics**

For the Month Ending **October 31, 2023**

**SAN BERNARDINO COUNTY - 76990800**

<b>Security Type/Description</b>	<b>CUSIP</b>	<b>Par</b>	<b>Broker</b>	<b>Next Call Date</b>	<b>Market Price</b>	<b>Market Value</b>	<b>Unreal G/L On Cost</b>	<b>Unreal G/L Amort Cost</b>	<b>Effective Duration</b>	<b>YTM at Mkt</b>
<b>Federal Agency Mortgage-Backed Security</b>										
FR WN2389 DTD 07/01/2023 4.650% 05/01/2028	3132XGUP9	43,850,000.00	TOR DOM		96.61	42,364,629.49	(1,697,768.95)	(1,685,239.15)	3.99	5.50
FR WN2432 DTD 09/01/2023 5.050% 05/01/2028	3132XGV29	49,502,000.00	JPMCHAS		96.97	48,001,536.96	(661,249.45)	(680,392.51)	3.94	5.82
FR WN1250 DTD 06/01/2023 4.400% 05/01/2028	3132XFL89	75,000,000.00	BMO		94.42	70,812,437.25	(3,036,195.56)	(3,122,418.44)	4.02	5.81
FR WN2458 DTD 10/01/2023 5.060% 06/01/2028	3132XGWU6	24,652,000.00	LOOP		97.09	23,934,113.05	(8,178.98)	(12,513.13)	4.03	5.78
FR WN1268 DTD 10/01/2023 4.620% 06/01/2028	3132XFMS4	33,378,000.00	CASTLE		95.40	31,843,552.26	(198,023.91)	(212,289.29)	4.07	5.76
FR WN2409 DTD 08/01/2023 4.900% 06/01/2028	3132XGVB9	42,540,000.00	TOR DOM		96.25	40,946,791.92	(712,497.14)	(755,055.66)	4.02	5.83
FR WN2382 DTD 07/01/2023 4.340% 06/01/2028	3132XGUG9	50,000,000.00	BMO		94.11	47,053,616.00	(991,305.88)	(1,069,778.05)	4.07	5.81
FR WN2337 DTD 04/01/2023 4.350% 01/01/2030	3132XGS31	62,975,000.00	CITIGRP		92.00	57,939,600.24	(1,512,735.70)	(1,615,941.71)	5.25	5.90
FR WN2398 DTD 07/01/2023 5.030% 02/01/2030	3132XGUY0	15,656,000.00	MS		95.82	15,001,374.73	(801,400.27)	(795,066.87)	5.20	5.83
FR WN2397 DTD 07/01/2023 5.000% 02/01/2030	3132XGUX2	33,757,000.00	JPM		95.61	32,274,936.72	(1,813,040.12)	(1,798,758.34)	5.24	5.84
FR WN2446 DTD 10/01/2023 4.890% 02/01/2030	3132XGWG7	39,700,000.00	JPMCHAS		95.67	37,982,380.69	(325,017.75)	(335,449.45)	5.22	5.71
FR WN2405 DTD 07/01/2023 4.310% 04/01/2030	3132XGU79	26,814,000.00	MIZUHO		93.34	25,028,213.61	(1,335,394.98)	(1,353,654.09)	5.35	5.55
FR WN2392 DTD 07/01/2023 4.050% 04/01/2030	3132XGUS3	30,193,000.00	JPMCHAS		91.77	27,708,550.88	(1,752,032.99)	(1,783,734.14)	5.48	5.58
FR WN2404 DTD 07/01/2023 4.320% 04/01/2030	3132XGU61	30,648,000.00	MORGANS		93.32	28,602,218.72	(979,087.22)	(995,276.30)	5.40	5.56
FR WN2415 DTD 08/01/2023 4.640% 05/01/2030	3132XGVH6	24,795,000.00	RAYMOND		95.04	23,564,448.95	(1,176,311.99)	(1,178,123.64)	5.37	5.55
FR WN2460 DTD 10/01/2023 4.340% 06/01/2030	3132XGWW2	9,385,000.00	ACADEMY		92.44	8,675,914.54	(15,841.91)	(18,630.47)	5.48	5.72
FR WN2421 DTD 09/01/2023 4.020% 06/01/2030	3132XGVP8	32,235,000.00	JPMCHAS		91.39	29,460,103.86	(763,986.18)	(788,597.37)	5.60	5.59

**Managed Account Fair Market Value & Analytics**

For the Month Ending **October 31, 2023**

**SAN BERNARDINO COUNTY - 76990800**

<b>Security Type/Description</b>				<b>Next Call</b>	<b>Market</b>	<b>Market</b>	<b>Unreal G/L</b>	<b>Unreal G/L</b>	<b>Effective</b>	<b>YTM</b>
<b>Dated Date/Coupon/Maturity</b>	<b>CUSIP</b>	<b>Par</b>	<b>Broker</b>	<b>Date</b>	<b>Price</b>	<b>Value</b>	<b>On Cost</b>	<b>Amort Cost</b>	<b>Duration</b>	<b>at Mkt</b>
<b>Federal Agency Mortgage-Backed Security</b>										
FR WN2442	3132XGWC6	59,832,000.00	JPMCHAS		91.06	54,480,973.54	(1,504,015.84)	(1,548,055.86)	5.56	5.87
DTD 09/01/2023 4.230% 06/01/2030										
FR WN2459	3132XGWW4	46,801,000.00	JPMCHAS		97.31	45,544,206.41	10,124.11	5,115.74	5.46	5.75
DTD 10/01/2023 5.260% 07/01/2030										
<b>Security Type Sub-Total</b>		<b>839,023,000.00</b>				<b>794,005,894.12</b>	<b>(22,683,627.51)</b>	<b>(23,233,632.94)</b>	<b>4.67</b>	<b>5.75</b>
<b>Federal Agency Discount Note</b>										
FED HOME LN DISCOUNT NT DISC NOTES	313384OU6	50,000,000.00	RAYMOND		99.23	49,616,916.05	1,120,443.83	(50,445.06)	0.15	5.45
DTD 12/21/2022 0.000% 12/21/2023										
FED HOME LN DISCOUNT NT DISC NOTES	313384RN1	44,538,000.00	PIPER S		98.96	44,074,228.92	921,069.99	(37,666.14)	0.20	5.49
DTD 01/09/2023 0.000% 01/08/2024										
<b>Security Type Sub-Total</b>		<b>94,538,000.00</b>				<b>93,691,144.97</b>	<b>2,041,513.82</b>	<b>(88,111.20)</b>	<b>0.17</b>	<b>5.47</b>
<b>Federal Agency Commercial Mortgage-Backed Security</b>										
FHLMC SERIES K037 A2	3137B7YY9	44,091,062.11	JPMCHAS		99.45	43,846,679.90	(750,740.51)	(295,101.19)	0.15	6.79
DTD 03/01/2014 3.490% 01/01/2024										
FHMS K039 A2	3137BDCW4	23,984,275.50	LOOP		98.42	23,605,358.48	(243,068.58)	(332,422.41)	0.55	5.71
DTD 09/01/2014 3.303% 07/01/2024										
FHMS KMP1 A2	3137FATE8	50,000,000.00	JPMCHAS		97.65	48,825,110.00	(5,198,327.50)	(2,057,533.61)	0.78	6.18
DTD 09/01/2017 2.982% 08/01/2024										
FHMS K729 A2	3137FCM43	16,500,000.00	CANTFIT		97.70	16,119,894.45	(1,849,636.80)	(747,214.40)	0.81	5.71
DTD 12/01/2017 3.136% 10/01/2024										
FHMS K042 A2	3137BFXT3	65,470,000.00	JPMCHAS		96.88	63,429,525.97	(976,586.53)	(1,565,502.83)	0.98	5.63
DTD 01/28/2015 2.670% 12/01/2024										
FHMS K045 A2	3137BHXJ1	22,412,977.50	MS		96.82	21,700,340.29	(2,923,292.21)	(1,352,169.52)	1.14	5.84
DTD 05/01/2015 3.023% 01/01/2025										
FHMS K046 A2	3137BJP64	50,000,000.00	MS		96.75	48,376,136.50	3,089.62	(713,967.97)	1.27	5.74
DTD 06/17/2015 3.205% 03/01/2025										
FHMS K732 AM	3137FG7G4	25,000,000.00	CANTFIT		96.94	24,234,370.75	(2,009,769.88)	(1,356,893.30)	1.48	5.83
DTD 06/28/2018 3.700% 05/01/2025										
FHMS K047 A2	3137BKRJ1	75,000,000.00	MORGANS		96.70	72,524,515.50	(3,184,468.88)	(2,839,629.53)	1.38	5.62
DTD 07/30/2015 3.329% 05/01/2025										

**Managed Account Fair Market Value & Analytics**

For the Month Ending **October 31, 2023**

**SAN BERNARDINO COUNTY - 76990800**

<b>Security Type/Description</b>	<b>CUSIP</b>	<b>Par</b>	<b>Broker</b>	<b>Next Call Date</b>	<b>Market Price</b>	<b>Market Value</b>	<b>Unreal G/L On Cost</b>	<b>Unreal G/L Amort Cost</b>	<b>Effective Duration</b>	<b>YTM at Mkt</b>
<b>Federal Agency Commercial Mortgage-Backed Security</b>										
FHLMC SERIES K049 A2 DTD 10/01/2015 3.010% 07/01/2025	3137BLMZ8	10,000,000.00	FHN		95.97	9,596,858.20	(427,360.55)	(415,879.69)	1.53	5.54
FHMS K733 A2 DTD 11/09/2018 3.750% 08/01/2025	3137FJXQ7	3,311,667.47	MORGANS		96.94	3,210,225.23	(384,874.39)	(233,834.89)	1.61	5.59
FHMS K050 A2 DTD 11/01/2015 3.334% 08/01/2025	3137BLW95	30,000,000.00	CANTFIT		96.35	28,904,690.70	(1,951,949.93)	(1,540,706.67)	1.59	5.52
FHMS K052 A1 DTD 12/01/2015 3.308% 09/01/2025	3137BM7C4	50,000,000.00	JPMCHAS		96.18	48,088,963.50	(2,344,630.25)	(2,152,924.77)	1.67	5.50
FHMS K726 A1 DTD 06/01/2017 2.700% 10/01/2025	3137BYLE8	25,000,000.00	INCAPIT		95.69	23,921,840.75	(2,941,440.50)	(1,885,773.41)	1.88	5.06
FHMS KJ23 A1 DTD 01/29/2019 3.683% 10/01/2025	3137FKSO0	60,000,000.00	JPMCHAS		96.58	57,950,218.20	(7,281,031.80)	(4,383,672.81)	1.86	5.56
FRESB 2021-SB82 A5 DTD 01/01/2021 0.670% 11/01/2025	30318CAA5	1,112,840.10	PIPER J		94.26	1,048,907.44	(69,390.02)	(66,220.12)	1.99	3.65
FRESB 2021-SB82 A5 DTD 01/01/2021 0.670% 11/01/2025	30318CAA5	2,596,626.96	WELLS_F		94.26	2,447,450.74	(161,910.11)	(154,513.65)	1.99	3.65
FHMS K053 A2 DTD 03/29/2016 2.995% 12/01/2025	3137BN6G4	59,300,000.00	PIPER J		95.24	56,478,321.58	(1,026,463.58)	(1,413,267.60)	1.88	5.41
FRESB 2021-SB83 DTD 02/01/2021 0.670% 01/01/2026	30318NAA1	3,371,831.98	JPMCHAS		100.08	3,374,533.11	(13,132.98)	(4,356.05)	2.15	0.63
FHMS K055 A2 DTD 06/22/2016 2.673% 03/01/2026	3137BPW21	83,500,000.00	MORGANS		93.98	78,475,796.65	(2,763,832.26)	(3,590,838.37)	2.17	5.42
FHMS KJ34 A1 DTD 07/01/2021 0.681% 06/01/2026	3137H1LS3	2,872,182.12	JPMCHAS		93.20	2,676,978.46	(195,169.20)	(195,185.28)	1.41	3.43
FHMS K736 A2 DTD 09/01/2019 2.282% 07/01/2026	3137FNWX4	15,000,000.00	MORGANS		92.51	13,876,107.30	(1,682,877.08)	(1,451,341.11)	2.36	5.30
FHMS KJ21 A2 DTD 09/01/2018 3.700% 09/01/2026	3137FHGE7	9,629,207.33	CANTFIT		96.50	9,292,268.75	(142,849.89)	(189,772.43)	1.95	5.03
FHMS K729 A2 DTD 01/01/2020 2.525% 10/01/2026	3137FOXJ7	8,250,000.00	CANTFIT		92.27	7,612,156.37	(1,203,742.07)	(951,903.99)	2.67	5.39
FHMS KJ36 A1 DTD 12/01/2021 1.298% 12/01/2026	3137H4RZ5	1,177,870.21	MORGANS		92.20	1,086,013.86	(91,851.64)	(91,853.42)	1.98	3.99
FHMS K062 A2 DTD 02/01/2017 3.413% 12/01/2026	3137BUX60	10,000,000.00	MORGANS		94.37	9,437,302.50	(1,312,697.50)	(1,039,546.74)	2.86	5.40



**Managed Account Fair Market Value & Analytics**

For the Month Ending **October 31, 2023**

**SAN BERNARDINO COUNTY - 76990800**

<b>Security Type/Description</b>	<b>CUSIP</b>	<b>Par</b>	<b>Broker</b>	<b>Next Call Date</b>	<b>Market Price</b>	<b>Market Value</b>	<b>Unreal G/L On Cost</b>	<b>Unreal G/L Amort Cost</b>	<b>Effective Duration</b>	<b>YTM at Mkt</b>
<b>Federal Agency Commercial Mortgage-Backed Security</b>										
FHMS K062 A2 DTD 02/01/2017 3.413% 12/01/2026	3137BUX60	18,867,855.00	TOR DOM		94.37	17,806,165.52	(2,500,363.42)	(1,976,396.91)	2.86	5.40
FRESB 2022-SB97 DTD 04/01/2022 1.780% 02/01/2027	30311SAA7	21,563,122.59	WELLS_F		90.02	19,411,528.34	(1,297,004.58)	(1,570,120.87)	3.15	5.12
FHLMC MULTIFAMILY STRUCTURED P DTD 07/01/2017 3.243% 04/01/2027	3137F1G44	5,000,000.00	JPMCHAS		93.35	4,667,580.85	(166,794.15)	(189,883.35)	3.13	5.38
FHMS KJ39 A1 DTD 04/01/2022 2.750% 04/01/2027	3137H73W1	37,844,561.70	MORGANS		94.55	35,783,792.86	(2,054,524.49)	(2,056,457.27)	1.98	4.47
FHLMC MULTIFAMILY STRUCTURED P DTD 07/01/2017 3.243% 04/01/2027	3137F1G44	50,000,000.00	JPMCHAS		93.35	46,675,808.50	(3,611,300.88)	(3,522,543.52)	3.13	5.38
FRESB 2022-SB103 A5F DTD 10/01/2022 2.080% 06/01/2027	30329MAA0	7,880,902.16	WELLSFA		90.03	7,094,965.79	34,568.01	(145,972.31)	3.44	5.13
FHLMC MULTIFAMILY STRUCTURED P DTD 08/01/2017 3.117% 06/01/2027	3137F2LJ3	36,557,817.00	TOR DOM		92.78	33,916,647.06	(4,189,165.00)	(3,690,821.33)	3.23	5.33
FHMS K068 A2 DTD 10/27/2017 3.244% 08/01/2027	3137FBBX3	81,306,000.00	CANTFIT		92.77	75,425,280.93	(4,559,496.57)	(4,907,224.13)	3.43	5.38
FHMS K739 A2 DTD 11/01/2020 1.336% 09/01/2027	3137F64P9	12,000,000.00	JPMCHAS		86.65	10,397,813.88	(83,436.12)	(414,336.96)	3.42	5.18
FHMS K740 A2 DTD 11/01/2020 1.470% 09/01/2027	3137F72B0	22,000,000.00	JPMCHAS		86.25	18,973,912.54	(269,212.46)	(869,872.38)	3.64	5.45
FRESB 2022-SB104 A5F DTD 11/01/2022 2.600% 09/01/2027	30329OAA1	25,754,454.80	JPMCHAS		90.83	23,391,759.14	(117,885.86)	(564,793.07)	3.63	5.25
FHMS KGX1 AFX DTD 12/01/2017 3.000% 10/01/2027	3137FCKD5	70,500,000.00	JPMCHAS		92.04	64,891,206.12	(1,577,075.13)	(2,268,493.87)	3.65	5.25
FHMS K072 A2 DTD 01/01/2018 3.444% 12/01/2027	3137FEBO2	12,923,000.00	TOR DOM		92.95	12,011,325.25	(488,648.42)	(541,960.65)	3.70	5.37
FRESB 2023-SB105 A5 DTD 05/01/2023 3.740% 04/01/2028	30332AAA1	33,441,931.13	WELLS_F		93.53	31,278,813.39	(1,327,771.74)	(1,403,155.47)	4.05	5.39
FRESB 2023-SB106 A5F DTD 06/01/2023 3.960% 05/01/2028	35802AAE3	13,994,252.29	JPMCHAS		97.05	13,581,561.79	279.89	(28,917.68)	4.11	4.69
FRESB 2023-SB107 A5F DTD 07/01/2023 4.090% 05/01/2028	30332EAA3	24,990,475.92	WELLSFA		97.83	24,447,157.98	(0.01)	(32,344.07)	4.10	4.63
FHMS K079 AM DTD 08/01/2018 3.930% 06/01/2028	3137FGZU2	11,350,000.00	PIPER J		93.76	10,641,480.45	(627,828.14)	(636,362.81)	4.14	5.47

**Managed Account Fair Market Value & Analytics**

For the Month Ending **October 31, 2023**

**SAN BERNARDINO COUNTY - 76990800**

<b>Security Type/Description</b>	<b>CUSIP</b>	<b>Par</b>	<b>Broker</b>	<b>Next Call Date</b>	<b>Market Price</b>	<b>Market Value</b>	<b>Unreal G/L On Cost</b>	<b>Unreal G/L Amort Cost</b>	<b>Effective Duration</b>	<b>YTM at Mkt</b>
<b>Federal Agency Commercial Mortgage-Backed Security</b>										
FRESB 2023-SB108 A5F DTD 08/01/2023 4.250% 06/01/2028	30333AAA0	24,988,192.14	JPMCHAS		95.78	23,933,100.71	(516,545.92)	(539,934.18)	4.15	5.29
FHMS K505 A2 DTD 07/01/2023 4.819% 06/01/2028	3137HACX2	75,000,000.00	JPMCHAS		97.19	72,890,555.25	(2,858,544.75)	(2,814,727.88)	3.98	5.51
FHMS K079 A2 DTD 08/01/2018 3.926% 06/01/2028	3137FGZT5	100,000,000.00	TOR DOM		94.04	94,037,099.00	(4,380,869.75)	(4,514,940.19)	4.12	5.40
FNA 2023-M5 2A2 DTD 07/01/2023 4.500% 07/01/2028	3136BQCS6	10,000,000.00	WELLS_F		95.33	9,533,199.80	(443,362.70)	(444,575.66)	3.97	5.64
FNA 2023-M6 A2 DTD 07/01/2023 4.190% 07/01/2028	3136BODE6	25,000,000.00	JPMCHAS		94.62	23,654,922.75	(907,577.25)	(930,219.15)	4.14	5.50
FHMS KJ47 A1 DTD 09/01/2023 5.272% 08/01/2028	3137HAMN3	10,985,065.96	JPMCHAS		99.14	10,890,345.25	(94,665.78)	(94,666.72)	3.42	5.48
FRESB 2023-SB110 A5F DTD 10/01/2023 4.580% 08/01/2028	30333HAA5	20,500,000.00	JPMCHAS		96.47	19,775,425.45	82,387.45	79,998.33	4.25	5.43
FRESB 2023-SB109 A5F DTD 09/01/2023 4.390% 08/01/2028	30333MAA4	24,998,029.55	WELLSFA		97.28	24,317,333.21	399.97	(13,049.63)	4.27	5.04
FHMS K506 A2 DTD 09/01/2023 4.650% 08/01/2028	3137HAMH6	50,000,000.00	WELLSFA		96.08	48,041,344.00	(1,219,006.00)	(1,236,540.81)	4.11	5.59
FHMS K508 A2 DTD 10/01/2023 4.740% 08/01/2028	3137HAO74	50,000,000.00	BMO		96.64	48,321,160.00	(582,040.00)	(589,093.13)	4.13	5.55
FHMS K507 A2 DTD 09/01/2023 4.800% 09/01/2028	3137HAMS2	50,000,000.00	WELLS_F		97.04	48,519,345.50	(883,004.50)	(892,821.52)	4.16	5.50
FHMS K509 A2 DTD 10/01/2023 4.850% 09/01/2028	3137HAST4	75,000,000.00	MORGAN_		96.81	72,608,775.00	0.00	(1,157.54)	4.36	5.60
FHMS K747 A2 DTD 01/01/2022 2.050% 11/01/2028	3137H5DX2	34,000,000.00	CANTFIT		84.98	28,892,566.92	(1,395,323.71)	(1,680,437.72)	4.59	5.49
FHMS K752 A2 DTD 08/01/2023 4.284% 07/01/2030	3137HAGZ3	25,000,000.00	MS		92.78	23,194,480.25	(801,794.75)	(829,464.36)	5.54	5.58
<b>Security Type Sub-Total</b>		<b>1,809,026,201.52</b>				<b>1,719,147,018.66</b>	<b>(77,963,611.78)</b>	<b>(70,343,312.57)</b>	<b>2.85</b>	<b>5.47</b>
<b>Federal Agency Bond / Note</b>										
FREDDIE MAC NOTES DTD 11/05/2020 0.250% 11/06/2023	3137EAEZ8	75,000,000.00	CITIGRP		99.93	74,945,850.00	13,350.00	(53,842.06)	0.02	4.58

**Managed Account Fair Market Value & Analytics**

For the Month Ending **October 31, 2023**

**SAN BERNARDINO COUNTY - 76990800**

<b>Security Type/Description</b>	<b>Dated Date/Coupon/Maturity</b>	<b>CUSIP</b>	<b>Par</b>	<b>Broker</b>	<b>Next Call Date</b>	<b>Market Price</b>	<b>Market Value</b>	<b>Unreal G/L On Cost</b>	<b>Unreal G/L Amort Cost</b>	<b>Effective Duration</b>	<b>YTM at Mkt</b>
<b>Federal Agency Bond / Note</b>											
FEDERAL HOME LOAN BANK NOTES DTD 11/12/2021 0.500% 11/09/2023		3130APU29	35,000,000.00	MORGANS		99.89	34,961,185.00	(22,715.00)	(38,637.83)	0.03	4.93
FANNIE MAE NOTES DTD 11/25/2020 0.250% 11/27/2023		3135G06H1	50,000,000.00	JPMCHAS		99.62	49,811,850.00	(131,150.00)	(186,799.04)	0.08	5.28
FREDDIE MAC NOTES DTD 12/04/2020 0.250% 12/04/2023		3137EAFA2	62,000,000.00	CITIGRP		99.53	61,705,562.00	(233,058.00)	(292,588.19)	0.10	5.30
FEDERAL HOME LOAN BANK NOTES DTD 04/17/2023 4.860% 02/01/2024		3130AVQJ4	100,000,000.00	LOOP		99.83	99,827,900.00	(172,100.00)	(172,100.00)	0.26	5.48
FEDERAL HOME LOAN BANK NOTES DTD 04/20/2023 4.950% 02/01/2024		3130AVR95	100,000,000.00	GREAT P		99.85	99,849,800.00	(150,200.00)	(150,200.00)	0.26	5.49
FEDERAL HOME LOAN BANK NOTES DTD 04/18/2023 4.910% 02/01/2024		3130AVR38	100,000,000.00	LOOP		99.84	99,840,100.00	(159,900.00)	(159,900.00)	0.26	5.48
FANNIE MAE NOTES DTD 02/08/2019 2.500% 02/05/2024		3135G0V34	100,000,000.00	JPM_CHAS		99.23	99,226,800.00	(401,200.00)	(753,610.31)	0.27	5.44
FHLB BONDS DTD 02/15/2019 2.500% 02/13/2024		3130AFW94	50,000,000.00	BARCLAYS		99.16	49,580,000.00	(243,000.00)	(409,907.89)	0.29	5.45
FEDERAL HOME LOAN BANK NOTES DTD 03/25/2022 2.125% 02/28/2024		3130ARHG9	30,000,000.00	WELLS_F		98.93	29,678,460.00	(287,340.00)	(315,767.23)	0.33	5.43
FEDERAL HOME LOAN BANK NOTES DTD 06/05/2023 5.315% 03/01/2024		3130AWCT5	100,000,000.00	GREAT P		99.92	99,921,300.00	(78,700.00)	(78,700.00)	0.34	5.51
FEDERAL HOME LOAN BANKS NOTES DTD 02/12/2014 3.250% 03/08/2024		3130A0XE5	50,000,000.00	CANTFIT		99.21	49,603,300.00	438,500.00	(194,227.27)	0.36	5.50
FHLMC (CALLABLE) NOTES DTD 04/29/2020 0.570% 04/29/2024		3134GVPP7	25,000,000.00	CANTFIT		97.64	24,409,475.00	(590,525.00)	(590,525.00)	0.50	5.45
FEDERAL FARM CREDIT BANK NOTES DTD 05/16/2022 2.625% 05/16/2024		3133ENWP1	40,000,000.00	CITIGRP		98.50	39,400,840.00	(545,160.00)	(584,607.33)	0.54	5.45
FHLMC (CALLABLE) NOTES DTD 05/20/2020 0.510% 05/20/2024		3134GVUY2	25,000,000.00	WELLS_F		97.33	24,332,825.00	(667,175.00)	(667,175.00)	0.55	5.45
FHLMC (CALLABLE) NOTES DTD 05/20/2020 0.500% 05/20/2024		3134GVXC7	25,000,000.00	INCAPIT		97.33	24,331,475.00	(668,525.00)	(668,525.00)	0.55	5.45
FEDERAL HOME LOAN BANK NOTES DTD 11/07/2022 4.875% 06/14/2024		3130ATVC8	50,000,000.00	MS		99.63	49,813,250.00	(250,750.00)	(212,486.65)	0.61	5.48
FEDERAL HOME LOAN BANK NOTES DTD 06/10/2022 2.750% 06/28/2024		3130ASDS5	50,000,000.00	FHN		98.26	49,131,300.00	(752,700.00)	(831,530.44)	0.65	5.46

**Managed Account Fair Market Value & Analytics**

For the Month Ending **October 31, 2023**

**SAN BERNARDINO COUNTY - 76990800**

<b>Security Type/Description Dated Date/Coupon/Maturity</b>	<b>CUSIP</b>	<b>Par</b>	<b>Broker</b>	<b>Next Call Date</b>	<b>Market Price</b>	<b>Market Value</b>	<b>Unreal G/L On Cost</b>	<b>Unreal G/L Amort Cost</b>	<b>Effective Duration</b>	<b>YTM at Mkt</b>
<b>Federal Agency Bond / Note</b>										
FANNIE MAE NOTES DTD 07/08/2019 1.750% 07/02/2024	3135G0V75	25,000,000.00	CITI		97.59	24,396,625.00	(384,375.00)	(574,014.56)	0.67	5.45
FEDERAL HOME LOAN BANK NOTES DTD 07/08/2022 3.000% 07/08/2024	3130ASME6	25,000,000.00	CITIGRP		98.36	24,589,050.00	(362,450.00)	(394,363.13)	0.68	5.46
FEDERAL HOME LOAN BANK NOTES DTD 08/15/2014 2.875% 09/13/2024	3130A2UW4	25,000,000.00	WELLSFAR		97.80	24,449,625.00	(2,001,125.00)	(803,617.15)	0.86	5.50
FEDERAL HOME LOAN BANK NOTES DTD 08/15/2014 2.875% 09/13/2024	3130A2UW4	25,000,000.00	MORGANST		97.80	24,449,625.00	(1,983,700.00)	(800,851.31)	0.86	5.50
FEDERAL HOME LOAN BANK NOTES (CALLABLE) DTD 06/17/2021 0.405% 09/17/2024	3130AMVF6	23,630,000.00	TOR DOM	12/17/23	95.63	22,597,038.18	353,410.28	(207,311.65)	0.15	5.56
FEDERAL HOME LOAN BANK NOTES (CALLABLE) DTD 06/23/2021 0.430% 09/23/2024	3130AMV1	41,600,000.00	TOR DOM	12/23/23	95.57	39,756,454.40	614,182.40	(368,908.80)	0.16	5.56
FEDERAL FARM CREDIT BANK NOTES DTD 09/26/2022 4.250% 09/26/2024	3133ENP79	50,000,000.00	MORGAN_		98.92	49,460,350.00	(535,650.00)	(537,844.25)	0.89	5.48
FEDERAL HOME LOAN BANK NOTES DTD 10/28/2022 4.500% 10/03/2024	3130ATT31	75,000,000.00	WELLS_F		99.15	74,360,250.00	(558,000.00)	(600,727.69)	0.91	5.45
FANNIE MAE NOTES DTD 10/18/2019 1.625% 10/15/2024	3135G0W66	25,000,000.00	CITI		96.51	24,126,275.00	(830,975.00)	(865,545.31)	0.95	5.42
FEDERAL FARM CREDIT BANK NOTES DTD 11/18/2022 4.500% 11/18/2024	3133ENZ94	50,000,000.00	DAIWA		98.96	49,478,100.00	(468,900.00)	(494,206.96)	1.02	5.53
FFCB NOTES DTD 11/18/2021 0.875% 11/18/2024	3133ENEJ5	75,000,000.00	WELLS_F		95.42	71,562,225.00	(3,351,525.00)	(3,407,634.72)	1.04	5.42
FEDERAL HOME LOAN BANK NOTES DTD 11/06/2014 2.750% 12/13/2024	3130A3GE8	10,000,000.00	JEFFERIE		97.11	9,711,320.00	(804,310.00)	(403,326.89)	1.10	5.44
FEDERAL HOME LOAN BANK NOTES DTD 11/06/2014 2.750% 12/13/2024	3130A3GE8	25,000,000.00	INTL_FCS		97.11	24,278,300.00	(2,106,200.00)	(1,029,534.33)	1.10	5.44
FEDERAL HOME LOAN BANK NOTES DTD 11/06/2014 2.750% 12/13/2024	3130A3GE8	25,000,000.00	WELLSFAR		97.11	24,278,300.00	(2,009,200.00)	(1,007,967.03)	1.10	5.44
FEDERAL HOME LOAN BANK NOTES DTD 12/22/2021 1.000% 12/20/2024	3130AOF40	25,000,000.00	WELLS_F		95.18	23,796,150.00	154,650.00	(565,370.39)	1.13	5.42
FEDERAL HOME LOAN BANK NOTES DTD 12/22/2021 1.000% 12/20/2024	3130AQF40	25,000,000.00	BARCLAY		95.18	23,796,150.00	131,150.00	(576,415.12)	1.13	5.42

**Managed Account Fair Market Value & Analytics**

For the Month Ending **October 31, 2023**

**SAN BERNARDINO COUNTY - 76990800**

<b>Security Type/Description</b>	<b>Dated Date/Coupon/Maturity</b>	<b>CUSIP</b>	<b>Par</b>	<b>Broker</b>	<b>Next Call Date</b>	<b>Market Price</b>	<b>Market Value</b>	<b>Unreal G/L On Cost</b>	<b>Unreal G/L Amort Cost</b>	<b>Effective Duration</b>	<b>YTM at Mkt</b>
<b>Federal Agency Bond / Note</b>											
FFCB NOTES		3133ENKS8	38,000,000.00	JPMCHAS		95.20	36,174,974.00	(1,739,526.00)	(1,791,170.82)	1.17	5.37
DTD 01/11/2022 1.125% 01/06/2025											
FANNIE MAE NOTES		3135G0X24	75,000,000.00	BARCLAYS		95.75	71,813,625.00	(2,947,125.00)	(3,129,579.36)	1.17	5.37
DTD 01/10/2020 1.625% 01/07/2025											
FREDDIE MAC NOTES		3137EAEP0	50,000,000.00	WELLSFAR		95.31	47,654,500.00	(2,307,000.00)	(2,335,606.03)	1.27	5.33
DTD 02/14/2020 1.500% 02/12/2025											
FEDERAL FARM CREDIT BANK NOTES		3133ENPG9	30,000,000.00	WELLS_F		95.58	28,675,170.00	(1,244,730.00)	(1,290,376.03)	1.28	5.34
DTD 02/15/2022 1.750% 02/14/2025											
FFCB BONDS		3133EPBH7	75,000,000.00	WELLS_F		99.23	74,418,825.00	(1,328,925.00)	(1,106,799.26)	1.27	5.37
DTD 02/21/2023 4.750% 02/21/2025											
FEDERAL HOME LOAN BANKS NOTES		3130AV7L0	23,000,000.00	WELLS_F		99.57	22,900,525.00	(69,115.00)	(79,248.90)	1.29	5.34
DTD 03/03/2023 5.000% 02/28/2025											
FEDERAL HOME LOAN BANKS NOTES		3130A4CH3	25,840,000.00	DAIWA		96.12	24,838,131.52	(1,819,962.88)	(1,213,935.55)	1.35	5.34
DTD 02/17/2015 2.375% 03/14/2025											
FFCB BONDS		3133EPER2	50,000,000.00	TOR DOM		98.23	49,116,100.00	(670,300.00)	(734,000.14)	1.38	5.31
DTD 03/28/2023 4.000% 03/28/2025											
FANNIE MAE NOTES		3135G03U5	50,000,000.00	CITIGRP		93.44	46,720,600.00	(3,176,400.00)	(3,249,019.52)	1.47	5.30
DTD 04/24/2020 0.625% 04/22/2025											
FHLMC (CALLABLE) NOTES		3134GVPR3	25,000,000.00	PIPER J		93.41	23,352,575.00	(1,647,425.00)	(1,647,425.00)	1.51	5.28
DTD 05/06/2020 0.700% 05/06/2025											
FEDERAL HOME LOAN BANKS NOTES		3130AWER7	41,000,000.00	CITIGRP		98.98	40,581,800.00	(384,170.00)	(390,835.19)	1.53	5.30
DTD 06/09/2023 4.625% 06/06/2025											
FANNIE MAE NOTES		3135G04Z3	50,000,000.00	WELLS_F		92.64	46,320,700.00	(3,575,800.00)	(3,645,594.41)	1.62	5.27
DTD 06/19/2020 0.500% 06/17/2025											
FREDDIE MAC NOTES		3137EAEU9	45,000,000.00	WELLS_F		92.11	41,448,240.00	(3,327,660.00)	(3,474,602.76)	1.72	5.22
DTD 07/23/2020 0.375% 07/21/2025											
FANNIE MAE NOTES		3135G05X7	50,000,000.00	BARCLAY		91.71	45,855,300.00	(3,910,700.00)	(4,059,644.08)	1.81	5.21
DTD 08/27/2020 0.375% 08/25/2025											
FREDDIE MAC (CALLABLE) NOTES		3134GWA22	19,900,000.00	OPCO		91.94	18,297,015.20	(1,602,984.80)	(1,602,984.80)	1.83	5.20
DTD 09/02/2020 0.550% 09/02/2025											
FEDERAL HOME LOAN BANK NOTES		3130AK5E2	14,000,000.00	WELLS_F		91.67	12,833,450.00	(1,124,550.00)	(1,151,010.69)	1.84	5.17
DTD 09/11/2020 0.375% 09/04/2025											
FREDDIE MAC NOTES		3137EAEX3	20,000,000.00	CITIGRP		91.44	18,288,040.00	(1,651,760.00)	(1,689,120.96)	1.89	5.17
DTD 09/25/2020 0.375% 09/23/2025											

**Managed Account Fair Market Value & Analytics**

For the Month Ending **October 31, 2023**

**SAN BERNARDINO COUNTY - 76990800**

<b>Security Type/Description</b>	<b>CUSIP</b>	<b>Par</b>	<b>Broker</b>	<b>Next Call Date</b>	<b>Market Price</b>	<b>Market Value</b>	<b>Unreal G/L On Cost</b>	<b>Unreal G/L Amort Cost</b>	<b>Effective Duration</b>	<b>YTM at Mkt</b>
<b>Federal Agency Bond / Note</b>										
FANNIE MAE NOTES DTD 11/12/2020 0.500% 11/07/2025	3135G06G3	45,000,000.00	BARCLAY		91.20	41,040,000.00	(3,798,900.00)	(3,894,799.18)	2.01	5.14
FEDERAL HOME LOAN BANK NOTES (CALLABLE) DTD 02/24/2021 0.750% 02/24/2026	3130ALCV4	58,700,000.00	CITIGRP	11/24/23	90.28	52,993,186.00	(25,828.00)	(1,434,712.53)	0.11	5.26
FEDERAL HOME LOAN BANK NOTES DTD 03/01/2023 4.500% 03/13/2026	3130AV6J6	50,000,000.00	WELLS_F		98.67	49,336,350.00	(1,686,150.00)	(1,486,800.65)	2.26	5.10
FEDERAL HOME LOAN BANKS NOTES DTD 05/10/2019 2.500% 06/12/2026	3130AGFP5	49,535,000.00	MS		93.78	46,453,477.19	(967,022.27)	(1,339,524.96)	2.52	5.07
FEDERAL HOME LOAN BANK (CALLABLE) NOTES DTD 09/29/2021 0.900% 06/29/2026	3130ANXZ8	50,000,000.00	TOR DOM	12/29/23	89.44	44,720,450.00	(432,050.00)	(1,225,353.19)	0.20	5.20
FFCB BONDS DTD 08/14/2023 4.500% 08/14/2026	3133EPSW6	50,000,000.00	DAIWA		98.58	49,290,150.00	(594,850.00)	(603,139.23)	3.05	4.97
FEDERAL HOME LOAN BANK NOTES (CALLABLE) DTD 09/23/2021 1.030% 09/30/2026	3130APAZ8	50,000,000.00	CITI	09/30/24	88.90	44,452,250.00	(922,750.00)	(1,617,238.82)	0.91	5.18
FEDERAL HOME LOAN BANK NOTES (CALLABLE) DTD 10/26/2021 1.250% 10/26/2026	3130APJ55	34,770,000.00	CITIGRP	01/26/24	89.27	31,040,639.34	(186,297.66)	(883,422.07)	0.27	5.17
FEDERAL HOME LOAN BANK NOTES (CALLABLE) DTD 10/26/2021 1.250% 10/26/2026	3130APJ55	48,940,000.00	CITIGRP	01/26/24	89.27	43,690,793.48	(410,264.02)	(1,402,053.11)	0.27	5.17
FEDERAL HOME LOAN BANK NOTES (CALLABLE) DTD 11/23/2021 1.500% 11/23/2026	3130APVJ1	50,000,000.00	CITIGRP	11/23/23	89.72	44,861,200.00	(193,800.00)	(1,126,818.87)	0.11	5.17
FANNIE MAE NOTES (CALLABLE) DTD 12/18/2020 0.875% 12/18/2026	3135G06L2	44,500,000.00	DIRECT	12/18/23	87.76	39,053,600.50	(48,549.50)	(1,249,295.72)	0.18	5.15
FEDERAL HOME LOAN BANK NOTES DTD 12/22/2021 1.250% 12/21/2026	3130AOF65	50,000,000.00	WELLS_F		89.29	44,642,900.00	108,900.00	(1,127,501.08)	3.07	4.98
FEDERAL HOME LOAN BANK NOTES (CALLABLE) DTD 12/30/2020 0.600% 12/30/2026	3130AKK88	39,805,000.00	CITIGRP	12/30/23	86.86	34,574,543.39	(428,779.46)	(1,170,473.37)	0.21	5.15

**Managed Account Fair Market Value & Analytics**

For the Month Ending **October 31, 2023**

**SAN BERNARDINO COUNTY - 76990800**

<b>Security Type/Description</b>	<b>Dated Date/Coupon/Maturity</b>	<b>CUSIP</b>	<b>Par</b>	<b>Broker</b>	<b>Next Call Date</b>	<b>Market Price</b>	<b>Market Value</b>	<b>Unreal G/L On Cost</b>	<b>Unreal G/L Amort Cost</b>	<b>Effective Duration</b>	<b>YTM at Mkt</b>
<b>Federal Agency Bond / Note</b>											
FEDERAL HOME LOAN BANK NOTES (CALLABLE)	DTD 02/26/2021 1.000% 02/26/2027	3130ALDA9	22,500,000.00	INSPERE	11/26/23	87.24	19,628,865.00	(302,760.00)	(774,608.17)	0.13	5.23
FEDERAL HOME LOAN BANK NOTES (CALLABLE)	DTD 02/26/2021 1.115% 02/26/2027	3130ALGL2	25,000,000.00	LOOP CA	11/26/23	87.81	21,951,725.00	(353,775.00)	(859,106.55)	0.12	5.15
FHLB NOTES (CALLABLE)	DTD 02/26/2021 0.920% 02/26/2027	3130ALCE2	25,000,000.00	CITIGRP	11/26/23	87.00	21,749,875.00	(345,125.00)	(870,810.35)	0.13	5.23
FEDERAL HOME LOAN BANK NOTES (CALLABLE)	DTD 02/26/2021 1.115% 02/26/2027	3130ALGL2	25,510,000.00	LOOP CA	11/26/23	87.81	22,399,540.19	(273,747.81)	(794,893.42)	0.12	5.15
FEDERAL HOME LOAN BANK NOTES (CALLABLE)	DTD 02/26/2021 0.900% 02/26/2027	3130AL5A8	37,400,000.00	LOOP CA	11/26/23	86.94	32,515,373.00	22,253.00	(948,089.01)	0.13	5.23
FEDERAL FARM CREDIT BANK NOTES	DTD 01/06/2023 4.000% 01/06/2028	3133EN5N6	50,000,000.00	DAIWA		96.56	48,280,300.00	(1,634,700.00)	(1,648,618.40)	3.84	4.92
FEDERAL HOME LOAN BANKS NOTES (CALLABLE)	DTD 07/14/2023 4.000% 06/30/2028	3130AWN63	15,000,000.00	WELLSFA		98.21	14,731,879.79	(228,220.21)	(230,641.06)	4.25	4.43
FFCB NOTES (CALLABLE)	DTD 09/20/2021 1.300% 09/20/2028	3133EM5P3	33,652,000.00	WELLS_F		83.15	27,982,916.78	(1,343,118.62)	(1,786,807.30)	4.73	5.25
FANNIE MAE NOTES (CALLABLE)	DTD 09/25/2020 0.810% 09/25/2028	3136G43D3	25,000,000.00	CITIGRP	09/25/24	81.04	20,260,575.00	(983,925.00)	(1,379,932.25)	0.90	5.25

<b>Security Type Sub-Total</b>			<b>3,179,282,000.00</b>				<b>3,040,397,269.96</b>	<b>(66,602,958.55)</b>	<b>(79,444,361.32)</b>	<b>0.93</b>	<b>5.31</b>
--------------------------------	--	--	-------------------------	--	--	--	-------------------------	------------------------	------------------------	-------------	-------------

<b>Corporate Note</b>											
JOHN DEERE CAPITAL CORP CORPORATE NOTES	DTD 01/10/2022 0.900% 01/10/2024	24422EVX4	3,000,000.00	RBC		99.05	2,971,545.00	(27,975.00)	(28,408.97)	0.20	5.82
BANK OF NY MELLON CORP NOTES (CALLABLE)	DTD 02/04/2014 3.650% 02/04/2024	06406HCS6	6,957,000.00	JPMCHAS	01/05/24	99.38	6,913,817.90	(449,192.62)	(77,278.59)	0.18	6.01

**Managed Account Fair Market Value & Analytics**

For the Month Ending **October 31, 2023**

**SAN BERNARDINO COUNTY - 76990800**

<b>Security Type/Description</b>	<b>CUSIP</b>	<b>Par</b>	<b>Broker</b>	<b>Next Call Date</b>	<b>Market Price</b>	<b>Market Value</b>	<b>Unreal G/L On Cost</b>	<b>Unreal G/L Amort Cost</b>	<b>Effective Duration</b>	<b>YTM at Mkt</b>
<b>Corporate Note</b>										
TOYOTA MOTOR CREDIT CORP CORPORATE NOTES DTD 03/22/2022 2.500% 03/22/2024	89236TJX4	20,000,000.00	JPMCHAS		98.75	19,749,420.00	(238,180.00)	(248,171.24)	0.40	5.73
AMAZON.COM INC CORPORATE NOTES DTD 04/13/2022 2.730% 04/13/2024	023135CD6	50,000,000.00	JPMCHAS		98.65	49,326,550.00	(673,450.00)	(673,450.00)	0.45	5.78
BANK ON NY MELLON CORP FLT NOTES (CALLAB) DTD 04/26/2021 5.580% 04/26/2024	06406RAT4	15,000,000.00	JPM	03/26/24	99.73	14,959,230.00	(40,770.00)	(40,770.00)	0.00	5.59
BANK OF NY MELLON CORP NOTES (CALLABLE) DTD 04/26/2021 0.500% 04/26/2024	06406RAS6	35,000,000.00	JPM	03/26/24	97.26	34,040,300.00	(922,250.00)	(953,651.96)	0.41	6.28
JOHN DEERE CAPITAL CORP CORPORATE NOTES DTD 06/10/2021 0.450% 06/07/2024	24422EVQ9	30,000,000.00	LOOP		96.95	29,086,440.00	(876,060.00)	(906,046.28)	0.60	5.66
TOYOTA MOTOR CREDIT CORP CORPORATE NOTES DTD 06/18/2021 0.500% 06/18/2024	89236TJH9	15,000,000.00	CITIGRP		96.75	14,512,935.00	(469,215.00)	(483,319.11)	0.63	5.79
TOTOTA MOTOR CREDIT CORP NOTE (FLOAT) DTD 06/18/2021 5.580% 06/18/2024	89236TJJ5	20,000,000.00	CITIGRP		99.88	19,975,500.00	(24,500.00)	(24,500.00)	0.00	5.58
JOHN DEERE CAPITAL CORP CORPORATE NOTES DTD 09/10/2021 0.625% 09/10/2024	24422EVU0	15,000,000.00	CITIGRP		95.77	14,365,830.00	(624,420.00)	(631,376.66)	0.86	5.73
TOYOTA MOTOR CREDIT CORP CORPORATE NOTES DTD 09/13/2021 0.625% 09/13/2024	89236TJN6	40,000,000.00	JPMCHAS		95.75	38,298,680.00	(1,682,520.00)	(1,695,882.41)	0.87	5.71
JOHN DEERE CAPITAL CORP CORPORATE NOTES DTD 10/11/2022 4.550% 10/11/2024	24422EWM7	15,000,000.00	CITIGRP		99.07	14,859,915.00	(130,485.00)	(135,554.22)	0.94	5.57
BANK OF NY MELLON CORP (CALLABLE) CORPOR DTD 10/25/2021 0.850% 10/25/2024	06406RAX5	50,000,000.00	JPMCHAS	09/25/24	95.25	47,623,550.00	(2,343,950.00)	(2,365,804.47)	0.90	5.88



**Managed Account Fair Market Value & Analytics**

For the Month Ending **October 31, 2023**

**SAN BERNARDINO COUNTY - 76990800**

<b>Security Type/Description</b>	<b>CUSIP</b>	<b>Par</b>	<b>Broker</b>	<b>Next Call Date</b>	<b>Market Price</b>	<b>Market Value</b>	<b>Unreal G/L On Cost</b>	<b>Unreal G/L Amort Cost</b>	<b>Effective Duration</b>	<b>YTM at Mkt</b>
<b>Corporate Note</b>										
BANK OF NY MELLON CORP FLT NOTES (CALLAB DTD 10/25/2021 5.520% 10/25/2024	06406RAY3	50,000,000.00	JPMCHAS	09/25/24	99.44	49,722,250.00	(277,750.00)	(277,750.00)	0.00	5.54
AMAZON.COM INC CORPORATE NOTES DTD 12/01/2022 4.700% 11/29/2024	023135CM6	25,000,000.00	JPMCHAS		99.20	24,799,300.00	(183,950.00)	(191,647.19)	1.05	5.47
JOHN DEERE CAPITAL CORP CORPORATE NOTES DTD 01/10/2022 1.250% 01/10/2025	24422EVY2	10,000,000.00	RBC		95.14	9,514,080.00	(481,220.00)	(484,050.29)	1.18	5.51
TOYOTA MOTOR CREDIT CORP CORPORATE NOTES DTD 01/12/2023 4.800% 01/10/2025	89236TKN4	15,000,000.00	BARCLAY		99.12	14,867,490.00	(126,060.00)	(128,652.39)	1.16	5.57
JOHN DEERE CAPITAL CORP CORPORATE NOTES DTD 03/07/2022 2.125% 03/07/2025	24422EWB1	7,000,000.00	MITSU		95.58	6,690,894.00	(306,096.00)	(307,754.80)	1.34	5.56
AMAZON.COM INC CORPORATE NOTES DTD 04/13/2022 3.000% 04/13/2025	023135CE4	50,000,000.00	JPMCHAS		96.64	48,317,950.00	(1,602,550.00)	(1,643,678.19)	1.43	5.44
BANK OF NY MELLON CORP (CALLABLE) CORP N DTD 04/26/2022 3.350% 04/25/2025	06406RBC0	50,000,000.00	CITIGRP	03/25/25	96.62	48,311,750.00	(1,681,250.00)	(1,684,791.55)	1.38	5.75
JOHN DEERE CAPITAL CORP CORPORATE NOTES DTD 06/08/2023 4.950% 06/06/2025	24422EWW5	5,000,000.00	JPMCHAS		99.28	4,963,980.00	(33,220.00)	(33,780.77)	1.53	5.42
BANK OF NY MELLON CORP CORP NOTES (CALLA DTD 06/13/2022 3.430% 06/13/2025	06406RBF3	20,000,000.00	JPMCHAS	06/13/24	98.15	19,630,120.00	(369,880.00)	(369,880.00)	0.61	4.63
MET TOWER GLOBAL FUNDING NOTES DTD 06/13/2022 3.700% 06/13/2025	58989V2E3	35,000,000.00	JPMCHAS		96.49	33,771,535.00	(1,194,165.00)	(1,210,000.58)	1.56	6.00
TOYOTA MOTOR CREDIT CORP CORPORATE NOTES DTD 06/30/2022 3.950% 06/30/2025	89236TKC8	15,000,000.00	BOFA		97.37	14,605,560.00	(380,190.00)	(386,547.89)	1.61	5.62
JOHN DEERE CAPITAL CORP CORPORATE NOTES DTD 09/08/2022 4.050% 09/08/2025	24422EWJ4	7,000,000.00	CREDITA		97.63	6,833,820.00	(162,680.00)	(164,018.05)	1.80	5.41

**Managed Account Fair Market Value & Analytics**

For the Month Ending **October 31, 2023**

**SAN BERNARDINO COUNTY - 76990800**

<b>Security Type/Description</b> <b>Dated Date/Coupon/Maturity</b>	<b>CUSIP</b>	<b>Par</b>	<b>Broker</b>	<b>Next Call Date</b>	<b>Market Price</b>	<b>Market Value</b>	<b>Unreal G/L On Cost</b>	<b>Unreal G/L Amort Cost</b>	<b>Effective Duration</b>	<b>YTM at Mkt</b>
<b>Corporate Note</b>										
WALMART INC CORPORATE NOTES DTD 09/09/2022 3.900% 09/09/2025	931142EW9	5,000,000.00	BARCLAY		97.68	4,883,870.00	(112,630.00)	(113,964.85)	1.80	5.22
NESTLE HOLDINGS INC CORP NOTE DTD 09/13/2022 4.000% 09/12/2025	641062BA1	5,000,000.00	BAML		97.75	4,887,695.00	(110,655.00)	(111,278.84)	1.81	5.28
TOYOTA MOTOR CREDIT CORP CORP NOTES DTD 11/10/2022 5.400% 11/10/2025	89236TKK0	25,000,000.00	RBC CAP		99.87	24,967,400.00	(3,100.00)	(12,682.12)	1.90	5.47
BANK OF NY MELLON (CALLABLE) NOTES DTD 11/22/2022 5.224% 11/21/2025	06405LAC5	5,000,000.00	JPMCHAS	11/21/24	99.00	4,950,125.00	(49,875.00)	(49,875.00)	1.02	5.74
AMAZON.COM INC CORPORATE NOTES DTD 12/01/2022 4.600% 12/01/2025	023135CN4	25,000,000.00	JPMCHAS		98.70	24,675,375.00	(323,125.00)	(323,583.49)	1.97	5.26
MET LIFE GLOB FUNDING I NOTES DTD 01/06/2023 5.000% 01/06/2026	592179KD6	15,000,000.00	BAML		98.45	14,767,035.00	(232,965.00)	(232,965.00)	2.06	5.76
JOHN DEERE CAPITAL CORP CORPORATE NOTES DTD 01/09/2023 4.800% 01/09/2026	24422EWPO	15,000,000.00	RBC CAP		98.53	14,779,695.00	(213,255.00)	(215,159.01)	2.08	5.52
PROCTER & GAMBLE CO/THE CORPORATE NOTES DTD 01/26/2023 4.100% 01/26/2026	742718FY0	10,000,000.00	CITIGRP		97.75	9,775,260.00	(218,040.00)	(219,745.57)	2.14	5.17
WALMART INC CORPORATE NOTES (CALLABLE) DTD 04/18/2023 4.000% 04/15/2026	931142FA6	15,000,000.00	MIZUHO	03/15/26	97.27	14,591,085.00	(402,315.00)	(403,504.57)	2.28	5.19
APPLE INC CORP NOTES (CALLABLE) DTD 05/10/2023 4.421% 05/08/2026	037833ES5	30,000,000.00	BARCLAY	05/08/24	98.12	29,434,950.00	(565,050.00)	(565,050.00)	0.51	5.23
TOYOTA MOTOR CREDIT CORP CORP NOTES DTD 05/18/2023 4.450% 05/18/2026	89236TKT1	25,000,000.00	MORGAN_		97.63	24,406,350.00	(579,150.00)	(581,359.40)	2.39	5.46
JOHN DEERE CAPITAL CORP CORPORATE NOTES DTD 06/08/2023 4.750% 06/08/2026	24422EWX3	5,000,000.00	JPMCHAS		98.46	4,922,770.00	(74,330.00)	(74,716.31)	2.43	5.39
<b>Security Type Sub-Total</b>		<b>783,957,000.00</b>				<b>765,754,051.90</b>	<b>(18,186,468.62)</b>	<b>(18,050,649.77)</b>	<b>1.05</b>	<b>5.61</b>

**Commercial Paper**

**Managed Account Fair Market Value & Analytics**

For the Month Ending **October 31, 2023**

**SAN BERNARDINO COUNTY - 76990800**

<b>Security Type/Description</b>	<b>CUSIP</b>	<b>Par</b>	<b>Broker</b>	<b>Next Call Date</b>	<b>Market Price</b>	<b>Market Value</b>	<b>Unreal G/L On Cost</b>	<b>Unreal G/L Amort Cost</b>	<b>Effective Duration</b>	<b>YTM at Mkt</b>
<b>Commercial Paper</b>										
METLIFE SHORT TERM FUNDING COMM PAPER DTD 04/04/2023 0.000% 11/01/2023	59157UY12	23,850,000.00	CITIGRP		99.99	23,846,422.50	696,221.25	(3,577.50)	0.00	5.40
TOYOTA MOTOR CREDIT CORP COMM PAPER DTD 04/18/2023 0.000% 11/01/2023	89233HY16	40,000,000.00	LOOP		99.98	39,993,920.00	1,126,364.44	(6,080.00)	0.00	5.47
LIBERTY STREET FDG LLC COMM PAPER DTD 05/01/2023 0.000% 11/01/2023	53127UY12	50,000,000.00	SCOTIA		99.98	49,992,300.00	1,346,744.44	(7,700.00)	0.00	5.54
CHARIOT FUNDING LLC COMM PAPER DTD 07/31/2023 0.000% 11/01/2023	15963UY18	50,000,000.00	CHASE		99.98	49,992,350.00	692,572.22	(7,650.00)	0.00	5.51
LIBERTY STREET FDG LLC COMM PAPER DTD 05/01/2023 0.000% 11/01/2023	53127UY12	60,000,000.00	CITIGRP		99.98	59,990,760.00	1,539,510.00	(9,240.00)	0.00	5.54
PROCTER & GAMBLE CO COMM PAPER DTD 05/09/2023 0.000% 11/02/2023	74271UY20	25,000,000.00	WILLIAM		99.97	24,992,375.00	614,486.11	(4,090.28)	0.01	5.49
CHARIOT FUNDING LLC COMM PAPER DTD 08/15/2023 0.000% 11/13/2023	15963UYD2	50,000,000.00	CHASE		99.80	49,900,450.00	574,130.56	(8,716.67)	0.04	5.52
JOHNSON & JOHNSON COMM PAPER DTD 07/10/2023 0.000% 11/14/2023	47816GYE3	50,000,000.00	WILLIAM		99.79	49,895,850.00	818,100.00	(8,997.22)	0.04	5.37
MICROSOFT CORP COMM PAPER -- 0.000% 12/01/2023	59515NZ14	100,000,000.00	WILLIAM		99.53	99,533,000.00	510,166.67	(22,833.00)	0.09	5.45
METLIFE SHORT TERM FUND COMM PAPER DTD 09/06/2023 0.000% 12/20/2023	59157UZL7	69,090,000.00	BK AMER		99.24	68,564,916.00	559,053.25	(19,153.28)	0.15	5.51
METLIFE SHORT TERM FUND COMM PAPER DTD 05/01/2023 0.000% 12/21/2023	59157UZM5	47,800,000.00	BARCLAY		99.22	47,429,358.80	829,869.08	(15,460.64)	0.15	5.52
TOYOTA MOTOR CREDIT CORP COMM PAPER DTD 09/05/2023 0.000% 01/03/2024	89233GA30	50,000,000.00	TOYOTA		98.99	49,497,100.00	415,433.33	(20,775.00)	0.19	5.72
CHARTA LLC COMM PAPER DTD 09/27/2023 0.000% 01/08/2024	16115VA82	50,000,000.00	BK AMER		98.93	49,463,200.00	251,436.11	(16,411.11)	0.20	5.66
JUPITER SECURITIZATION COMPANY COMM PAPE DTD 07/12/2023 0.000% 01/10/2024	4820P2AA3	50,000,000.00	CHASE		98.90	49,448,700.00	856,477.78	(6,855.55)	0.21	5.65
CRC FUNDING LLC COMM PAPER DTD 09/26/2023 0.000% 01/19/2024	12619TAK0	25,000,000.00	CITIGRP		98.75	24,686,375.00	122,583.33	(11,340.28)	0.23	5.72

**Managed Account Fair Market Value & Analytics**

For the Month Ending **October 31, 2023**

**SAN BERNARDINO COUNTY - 76990800**

<b>Security Type/Description</b> <b>Dated Date/Coupon/Maturity</b>	<b>CUSIP</b>	<b>Par</b>	<b>Broker</b>	<b>Next Call Date</b>	<b>Market Price</b>	<b>Market Value</b>	<b>Unreal G/L On Cost</b>	<b>Unreal G/L Amort Cost</b>	<b>Effective Duration</b>	<b>YTM at Mkt</b>
<b>Commercial Paper</b>										
TOYOTA MOTOR CREDIT CORP COMM PAPER DTD 09/05/2023 0.000% 01/19/2024	89233GAK2	50,000,000.00	TOYOTA		98.76	49,381,400.00	424,066.67	(12,933.33)	0.24	5.64
BOFA SECURITIES INC COMM PAPER (FLOAT) DTD 08/02/2023 5.840% 02/02/2024	06054NB26	50,000,000.00	BOFA		98.54	49,271,050.00	702,008.33	(1,741.67)	0.00	5.92
JP MORGAN SECURITIES LLC COMM PAPER DTD 06/06/2023 0.000% 03/01/2024	46640PC19	50,000,000.00	CHASE		98.07	49,036,450.00	1,042,727.78	(57,730.55)	0.35	5.80
<b>Security Type Sub-Total</b>		<b>890,740,000.00</b>				<b>884,915,977.30</b>	<b>13,121,951.35</b>	<b>(241,286.08)</b>	<b>0.11</b>	<b>5.57</b>
<b>Certificate of Deposit</b>										
WELLS FARGO BANK NA CERT DEPOS DTD 04/20/2023 5.100% 11/14/2023	95001KKU7	50,000,000.00	WELLS_F		99.98	49,990,103.20	(9,896.80)	(9,896.80)	0.04	5.46
WELLS FARGO BANK NA CERT DEPOS DTD 04/10/2023 5.050% 01/03/2024	95001KJV7	100,000,000.00	WELLS_F		99.86	99,855,088.50	(144,911.50)	(144,911.50)	0.19	5.71
WELLS FARGO BANK NA CERT DEPOS DTD 04/10/2023 5.000% 02/01/2024	95001KJW5	100,000,000.00	WELLS_F		99.73	99,731,063.90	(268,936.10)	(268,936.10)	0.27	5.89
<b>Security Type Sub-Total</b>		<b>250,000,000.00</b>				<b>249,576,255.60</b>	<b>(423,744.40)</b>	<b>(423,744.40)</b>	<b>0.19</b>	<b>5.73</b>
<b>Bank Note</b>										
WELLS FARGO BANK NA BANK NOTES (CALLABLE) DTD 08/09/2023 5.550% 08/01/2025	94988J6B8	10,000,000.00	WELLSFA	07/01/25	99.63	9,963,390.00	(29,410.00)	(30,246.51)	1.67	5.77
WELLS FARGO BANK NA BANK NOTES (CALLABLE) DTD 08/09/2023 5.450% 08/07/2026	94988J6D4	10,000,000.00	WELLSFA	07/07/26	99.03	9,902,590.00	(96,610.00)	(96,671.43)	2.58	5.83
<b>Security Type Sub-Total</b>		<b>20,000,000.00</b>				<b>19,865,980.00</b>	<b>(126,020.00)</b>	<b>(126,917.94)</b>	<b>2.12</b>	<b>5.80</b>
<b>Asset-Backed Security</b>										
MBALT 2021-B A3 DTD 06/29/2021 0.400% 11/15/2024	58769KAD6	4,958,506.51	JPMCHAS		99.41	4,929,228.02	(28,904.12)	(29,163.30)	0.12	0.97

**Managed Account Fair Market Value & Analytics**

For the Month Ending **October 31, 2023**

**SAN BERNARDINO COUNTY - 76990800**

<b>Security Type/Description</b>	<b>CUSIP</b>	<b>Par</b>	<b>Broker</b>	<b>Next Call Date</b>	<b>Market Price</b>	<b>Market Value</b>	<b>Unreal G/L On Cost</b>	<b>Unreal G/L Amort Cost</b>	<b>Effective Duration</b>	<b>YTM at Mkt</b>
<b>Asset-Backed Security</b>										
BMWLT 2021-2 A3 DTD 09/15/2021 0.330% 12/26/2024	09690AAC7	812,007.24	WELLS_F		99.53	808,166.53	(3,756.92)	(3,811.26)	0.07	0.74
BMWOT 2022-A A2A DTD 05/18/2022 2.520% 12/26/2024	05602RAB7	1,129,882.27	RBC		99.73	1,126,848.99	(2,952.05)	(2,997.40)	0.09	2.76
TAOT 2022-B A2A DTD 04/13/2022 2.350% 01/15/2025	89238FAB9	1,272,995.30	MITSU		99.65	1,268,542.36	(4,397.44)	(4,428.66)	0.08	2.64
BMWLT 2023-1 A2 DTD 02/15/2023 5.270% 02/25/2025	05593AAB5	3,548,552.15	BAML		99.79	3,541,164.06	(7,152.47)	(7,234.83)	0.30	5.43
BMWLT 2022-1 A3 DTD 01/19/2022 1.100% 03/25/2025	05601XAC3	3,720,982.08	MITSU		99.06	3,686,025.69	(34,400.11)	(34,712.03)	0.20	1.78
HART 2022-B A2A DTD 07/20/2022 3.640% 05/15/2025	44918MAB6	3,751,238.13	BARCLAY		99.43	3,729,822.69	(21,225.25)	(21,311.85)	0.22	4.02
JDOT 2022-B A2 DTD 07/20/2022 3.730% 06/16/2025	47800AAB6	4,598,101.30	RBC		99.48	4,574,092.77	(23,521.59)	(23,736.63)	0.24	4.06
HAROT 2021-2 A3 DTD 05/26/2021 0.330% 08/15/2025	43811JAC1	4,215,212.04	WELLS_F		97.75	4,120,435.52	(43,732.94)	(68,938.18)	0.41	1.60
HAROT 2021-2 A3 DTD 05/26/2021 0.330% 08/15/2025	43811JAC1	8,008,902.87	CITIGRP		97.75	7,828,827.50	(179,763.03)	(179,943.10)	0.41	1.60
JDOT 2022-C A2 DTD 10/19/2022 4.980% 08/15/2025	47800BAB4	21,234,443.84	CITIGRP		99.67	21,163,629.09	(70,054.55)	(70,333.27)	0.34	5.18
TLOT 2023-A A2 DTD 04/18/2023 5.300% 08/20/2025	89239MAB3	5,380,434.29	BARCLAY		99.56	5,356,810.42	(23,415.11)	(23,463.21)	0.61	5.56
BMWLT 2023-2 A2 DTD 10/11/2023 5.950% 08/25/2025	055979AB4	3,500,000.00	JPMCHAS		100.00	3,499,938.40	134.05	128.34	0.77	5.95
MBART 2022-1 A2 DTD 11/22/2022 5.260% 10/15/2025	58768PAB0	6,865,719.30	SMBC		99.77	6,849,733.85	(15,546.74)	(15,689.38)	0.29	5.39
HAROT 2023-1 A2 DTD 02/24/2023 5.220% 10/21/2025	43815JAB9	5,643,833.79	CITIGRP		99.60	5,621,348.19	(22,146.41)	(22,233.83)	0.50	5.43
TAOT 2021-B A3 DTD 06/14/2021 0.260% 11/17/2025	89190GAC1	18,352,555.26	CITIGRP		97.41	17,877,969.19	(472,609.50)	(473,672.96)	0.43	1.54
MBALT 2023-A A2 DTD 05/24/2023 5.240% 11/17/2025	58768RAB6	19,000,000.00	JPMCHAS		99.51	18,906,136.20	(93,641.50)	(93,680.92)	0.61	5.50
HART 2022-C A2A DTD 11/09/2022 5.350% 11/17/2025	44933DAB7	24,597,161.97	SMBC		99.74	24,534,247.35	(61,392.05)	(61,884.40)	0.29	5.48

**Managed Account Fair Market Value & Analytics**

For the Month Ending **October 31, 2023**

**SAN BERNARDINO COUNTY - 76990800**

<b>Security Type/Description</b>	<b>Dated Date/Coupon/Maturity</b>	<b>CUSIP</b>	<b>Par</b>	<b>Broker</b>	<b>Next Call Date</b>	<b>Market Price</b>	<b>Market Value</b>	<b>Unreal G/L On Cost</b>	<b>Unreal G/L Amort Cost</b>	<b>Effective Duration</b>	<b>YTM at Mkt</b>
<b>Asset-Backed Security</b>											
BMWLT 2023-1 A3		05593AAC3	6,150,000.00	BAML		99.07	6,092,945.84	(56,907.79)	(56,945.18)	0.95	5.64
DTD 02/15/2023 5.160% 11/25/2025											
HART 2023-A A2A		448979AB0	11,765,773.94	BAML		99.62	11,720,739.26	(44,354.62)	(44,495.78)	0.45	5.38
DTD 04/12/2023 5.190% 12/15/2025											
MBART 2023-1 A2		58770AAB9	2,495,152.69	MITSU		99.63	2,485,936.59	(9,130.02)	(9,152.21)	0.36	5.27
DTD 01/25/2023 5.090% 01/15/2026											
TAOT 2023-A A2		891940AB4	5,786,383.16	BAML		99.57	5,761,252.32	(24,897.06)	(24,956.53)	0.40	5.26
DTD 01/30/2023 5.050% 01/15/2026											
TAOT 2021-C A3		89239BAC5	8,285,535.93	BARC		96.75	8,016,491.32	(268,384.26)	(268,705.82)	0.51	1.93
DTD 09/27/2021 0.430% 01/15/2026											
HART 2021-B A3		44934KAC8	9,565,791.85	CITIGRP		97.17	9,294,599.74	(269,080.93)	(270,149.46)	0.45	1.69
DTD 07/28/2021 0.380% 01/15/2026											
TAOT 2022-D A2A		89239HAB4	17,241,125.01	RBC CAP		99.62	17,175,943.21	(64,990.43)	(65,049.29)	0.39	5.45
DTD 11/08/2022 5.270% 01/15/2026											
HAROT 2021-4 A3		43815GAC3	6,217,412.73	BK AMER		96.31	5,988,192.27	(227,909.83)	(228,519.85)	0.67	2.59
DTD 11/24/2021 0.880% 01/21/2026											
JDOT 2021-B A3		47789QAC4	9,441,165.14	MITSU		96.58	9,118,147.95	(322,175.04)	(322,587.94)	0.60	1.99
DTD 07/21/2021 0.520% 03/16/2026											
JDOT 2023-A A2		47800CAB2	25,000,000.00	MITSU		99.70	24,924,842.50	(74,280.00)	(74,472.89)	0.52	5.41
DTD 03/02/2023 5.280% 03/16/2026											
HAROT 2023-3 A2		43815OAB3	7,000,000.00	BK AMER		99.79	6,985,413.40	(13,923.70)	(13,973.82)	0.83	5.80
DTD 08/22/2023 5.710% 03/18/2026											
HAROT 2023-2 A2		437927AB2	5,500,000.00	BARCLAY		99.47	5,470,774.10	(28,896.45)	(28,945.04)	0.74	5.64
DTD 05/30/2023 5.410% 04/15/2026											
TAOT 2021-D A3		89238JAC9	5,679,858.86	RBC		96.41	5,476,061.55	(203,676.33)	(203,730.07)	0.59	2.21
DTD 11/15/2021 0.710% 04/15/2026											
TLOT 2023-A A3		89239MAC1	14,000,000.00	BARCLAY		98.54	13,794,928.00	(202,630.40)	(203,068.46)	1.35	5.57
DTD 04/18/2023 4.930% 04/20/2026											
BMWOT 2023-A A2A		05592XAB6	3,000,000.00	TD		99.86	2,995,851.30	(4,013.10)	(4,027.28)	0.73	5.78
DTD 07/18/2023 5.720% 04/27/2026											
HART 2021-C A3		44935FAD6	4,394,683.68	SMBC		96.62	4,246,336.74	(147,366.05)	(147,793.10)	0.59	2.11
DTD 11/17/2021 0.740% 05/15/2026											
HART 2023-B A2A		44933XAB3	5,000,000.00	BARCLAY		99.77	4,988,722.50	(11,179.00)	(11,189.03)	0.73	5.87
DTD 07/19/2023 5.770% 05/15/2026											

**Managed Account Fair Market Value & Analytics**

For the Month Ending **October 31, 2023**

**SAN BERNARDINO COUNTY - 76990800**

<b>Security Type/Description</b>	<b>CUSIP</b>	<b>Par</b>	<b>Broker</b>	<b>Next Call Date</b>	<b>Market Price</b>	<b>Market Value</b>	<b>Unreal G/L On Cost</b>	<b>Unreal G/L Amort Cost</b>	<b>Effective Duration</b>	<b>YTM at Mkt</b>
<b>Asset-Backed Security</b>										
TAOT 2023-B A2A DTD 05/23/2023 5.280% 05/15/2026	891941AB2	6,017,000.00	RBC CAP		99.52	5,988,088.32	(28,772.69)	(28,793.39)	0.59	5.48
TAOT 2022-A A3 DTD 01/31/2022 1.230% 06/15/2026	89239KAC5	3,978,625.88	MIZUHO		96.50	3,839,366.02	(138,583.49)	(138,854.29)	0.62	2.61
JDOT 2023-B A2 DTD 06/28/2023 5.590% 06/15/2026	477920AB8	5,000,000.00	BK AMER		99.85	4,992,654.00	(7,050.50)	(7,084.88)	0.80	5.65
MBART 2021-1 A3 DTD 09/22/2021 0.460% 06/15/2026	58772WAC7	13,660,843.20	MIZUHO		96.74	13,215,475.12	(443,581.24)	(444,377.92)	0.57	1.73
TAOT 2023-C A2A DTD 08/15/2023 5.600% 08/17/2026	89231FAB6	3,000,000.00	BNP DIR		99.63	2,989,047.90	(10,768.80)	(10,781.82)	0.77	5.74
JDOT 2023-C A2 DTD 09/19/2023 5.760% 08/17/2026	47787CAB9	8,750,000.00	RBC		99.90	8,741,416.25	(7,997.50)	(8,019.39)	0.97	5.80
BMWOT 2022-A A3 DTD 05/18/2022 3.210% 08/25/2026	05602RAD3	14,000,000.00	RBC		97.61	13,665,496.60	(333,775.40)	(334,023.67)	0.83	4.11
TAOT 2022-B A3 DTD 04/13/2022 2.930% 09/15/2026	89238FAD5	12,000,000.00	MITSU		97.02	11,642,521.20	(357,198.00)	(357,296.52)	0.85	4.03
GMCAR 2023-3 A2A DTD 07/19/2023 5.740% 09/16/2026	36267KAB3	2,250,000.00	WELLSFA		99.83	2,246,065.88	(3,893.40)	(3,897.10)	0.72	5.81
JDOT 2022-A A3 DTD 03/16/2022 2.320% 09/16/2026	47787JAC2	7,870,482.49	BOFA		97.03	7,636,861.38	(231,880.16)	(232,509.87)	0.80	3.40
BMWLT 2023-2 A3 DTD 10/11/2023 5.990% 09/25/2026	055979AC2	3,000,000.00	JPMCHAS		99.94	2,998,171.80	(1,767.30)	(1,768.39)	1.53	6.01
MBART 2023-2 A2 DTD 10/25/2023 5.920% 11/16/2026	58769FAB1	4,500,000.00	BK AMER		100.03	4,501,181.25	1,382.85	1,381.72	1.04	5.91
GMCAR 2023-4 A2A DTD 10/11/2023 5.890% 11/16/2026	379930AB6	5,750,000.00	BMO		99.85	5,741,107.05	(8,344.98)	(8,354.17)	0.95	5.95
HART 2022-B A3 DTD 07/20/2022 3.720% 11/16/2026	44918MAD2	11,000,000.00	BARCLAY		97.24	10,696,048.00	(303,947.60)	(303,948.91)	1.07	4.70
MBALT 2023-A A3 DTD 05/24/2023 4.740% 01/15/2027	58768RAC4	20,000,000.00	JPMCHAS		98.25	19,650,240.00	(349,064.00)	(349,148.13)	1.56	5.33
JDOT 2022-B A3 DTD 07/20/2022 3.740% 02/16/2027	47800AAC4	8,600,000.00	RBC		97.04	8,345,480.42	(253,698.28)	(253,928.66)	1.24	4.71
HART 2023-A A3 DTD 04/12/2023 4.580% 04/15/2027	448979AD6	14,000,000.00	BAML		98.04	13,725,874.40	(272,759.20)	(272,948.67)	1.52	5.20

**Managed Account Fair Market Value & Analytics**

For the Month Ending **October 31, 2023**

**SAN BERNARDINO COUNTY - 76990800**

<b>Security Type/Description</b>	<b>CUSIP</b>	<b>Par</b>	<b>Broker</b>	<b>Next Call Date</b>	<b>Market Price</b>	<b>Market Value</b>	<b>Unreal G/L On Cost</b>	<b>Unreal G/L Amort Cost</b>	<b>Effective Duration</b>	<b>YTM at Mkt</b>
<b>Asset-Backed Security</b>										
HAROT 2023-1 A3 DTD 02/24/2023 5.040% 04/21/2027	43815JAC7	6,500,000.00	CITIGRP		98.53	6,404,210.80	(94,581.50)	(94,780.53)	1.62	5.51
AMXCA 2022-2 A DTD 05/24/2022 3.390% 05/17/2027	02582JJT8	20,000,000.00	BARCLAY		96.55	19,309,946.00	(685,630.00)	(686,909.29)	1.45	4.44
JDOT 2022-C A3 DTD 10/19/2022 5.090% 06/15/2027	47800BAC2	28,961,000.00	CITIGRP		98.80	28,613,609.91	(345,142.72)	(345,642.43)	1.45	5.46
HART 2022-C A3 DTD 11/09/2022 5.390% 06/15/2027	44933DAD3	48,500,000.00	SMBC		99.20	48,111,966.05	(387,801.15)	(387,850.65)	1.32	5.63
MBART 2022-1 A3 DTD 11/22/2022 5.210% 08/16/2027	58768PAC8	20,500,000.00	SMBC		98.89	20,272,993.25	(222,951.85)	(223,759.08)	1.27	5.53
TAOT 2023-A A3 DTD 01/30/2023 4.630% 09/15/2027	891940AC2	13,000,000.00	BAML		97.94	12,732,395.00	(267,598.50)	(267,599.56)	1.56	5.22
TAOT 2022-D A3 DTD 11/08/2022 5.300% 09/15/2027	89239HAD0	70,500,000.00	RBC CAP		99.13	69,884,965.05	(608,076.60)	(609,482.41)	1.54	5.55
AMXCA 2022-4 A DTD 11/03/2022 4.950% 10/15/2027	02582JJX9	33,000,000.00	BARCLAY		98.91	32,641,781.70	(356,581.50)	(356,910.31)	1.81	5.25
HAROT 2023-2 A3 DTD 05/30/2023 4.930% 11/15/2027	437927AC0	4,000,000.00	BARCLAY		98.25	3,930,158.40	(69,193.60)	(69,255.22)	1.99	5.41
MBART 2023-1 A3 DTD 01/25/2023 4.510% 11/15/2027	58770AAC7	6,630,000.00	MITSU		97.98	6,495,932.78	(133,271.62)	(133,398.55)	1.44	5.06
JDOT 2023-A A3 DTD 03/02/2023 5.010% 11/15/2027	47800CAC0	22,000,000.00	MITSU		98.47	21,662,465.00	(333,526.60)	(334,095.56)	1.80	5.43
TAOT 2023-B A3 DTD 05/23/2023 4.710% 02/15/2028	891941AD8	12,500,000.00	RBC CAP		98.05	12,256,551.25	(242,750.00)	(242,815.47)	1.91	5.22
HAROT 2023-3 A3 DTD 08/22/2023 5.410% 02/18/2028	43815OAC1	6,500,000.00	BK AMER		99.27	6,452,230.85	(46,428.85)	(46,486.84)	2.01	5.60
BMWOT 2023-A A3 DTD 07/18/2023 5.470% 02/25/2028	05592XAD2	3,000,000.00	TD		99.62	2,988,656.10	(10,812.30)	(10,845.78)	1.92	5.57
JDOT 2023-B A3 DTD 06/28/2023 5.180% 03/15/2028	477920AC6	4,000,000.00	BK AMER		99.03	3,961,324.40	(38,008.40)	(38,057.22)	2.05	5.43
DCENT 2023-A1 A DTD 04/11/2023 4.310% 03/15/2028	254683CY9	45,000,000.00	RBC CAP		97.06	43,675,335.00	(1,322,055.00)	(1,322,350.80)	2.19	5.06
VZMT 2023-2 A DTD 04/25/2023 4.890% 04/13/2028	92348KBL6	35,000,000.00	RBC CAP		98.56	34,496,259.00	(503,191.50)	(503,249.02)	1.88	5.25



**Managed Account Fair Market Value & Analytics**

For the Month Ending **October 31, 2023**

**SAN BERNARDINO COUNTY - 76990800**

<b>Security Type/Description</b> <b>Dated Date/Coupon/Maturity</b>	<b>CUSIP</b>	<b>Par</b>	<b>Broker</b>	<b>Next Call Date</b>	<b>Market Price</b>	<b>Market Value</b>	<b>Unreal G/L On Cost</b>	<b>Unreal G/L Amort Cost</b>	<b>Effective Duration</b>	<b>YTM at Mkt</b>
<b>Asset-Backed Security</b>										
TAOT 2023-C A3 DTD 08/15/2023 5.160% 04/17/2028	89231FAD2	2,000,000.00	BNP DIR		98.86	1,977,266.00	(22,281.60)	(22,302.27)	2.04	5.45
HART 2023-B A3 DTD 07/19/2023 5.480% 04/17/2028	44933XAD9	5,000,000.00	BARCLAY		99.52	4,975,816.00	(23,967.00)	(23,980.14)	1.98	5.60
JDOT 2023-C A3 DTD 09/19/2023 5.480% 05/15/2028	47787CAC7	6,750,000.00	RBC		99.64	6,725,362.50	(24,173.78)	(24,184.12)	2.20	5.57
AMXCA 2023-1 A DTD 06/14/2023 4.870% 05/15/2028	02582JJZ4	14,000,000.00	RBC		98.30	13,761,427.40	(237,330.80)	(237,427.55)	2.32	5.29
COMET 2023-A1 A DTD 05/24/2023 4.420% 05/15/2028	14041NGD7	50,000,000.00	RBC CAP		97.12	48,560,380.00	(1,428,155.00)	(1,429,170.33)	2.33	5.13
DCENT 2023-A2 A DTD 06/28/2023 4.930% 06/15/2028	254683CZ6	25,000,000.00	BK AMER		98.19	24,547,175.00	(449,447.50)	(449,682.10)	2.39	5.37
GMCAR 2023-3 A3 DTD 07/19/2023 5.450% 06/16/2028	36267KAD9	5,000,000.00	WELLSFA		99.27	4,963,390.00	(36,417.00)	(36,428.30)	2.06	5.63
<b>Security Type Sub-Total</b>		<b>917,831,362.90</b>				<b>903,976,838.44</b>	<b>(13,723,346.80)</b>	<b>(13,765,886.21)</b>	<b>1.28</b>	<b>4.91</b>
<b>Managed Account Sub-Total</b>		<b>13,451,419,733.47</b>				<b>12,953,202,644.50</b>	<b>(239,417,869.25)</b>	<b>(304,868,445.44)</b>	<b>1.40</b>	<b>5.37</b>
<b>Securities Sub-Total</b>		<b>\$13,451,419,733.47</b>				<b>\$12,953,202,644.50</b>	<b>(\$239,417,869.25)</b>	<b>(\$304,868,445.44)</b>	<b>1.40</b>	<b>5.37%</b>
<b>Accrued Interest</b>						<b>\$54,550,915.42</b>				
<b>Total Investments</b>						<b>\$13,007,753,559.92</b>				

**Managed Account Security Transactions & Interest**

For the Month Ending **October 31, 2023**

**SAN BERNARDINO COUNTY - 76990800**

Transaction Type		Security Description	CUSIP	Par	Principal Proceeds	Accrued Interest	Total	Realized G/L Cost	Realized G/L Amort Cost	Sale Method
Trade	Settle									
<b>BUY</b>										
10/02/23	10/02/23	FIDELITY GOV'T MM FUND 2642	31607A703	60,000,000.00	(60,000,000.00)	0.00	(60,000,000.00)			
10/03/23	10/11/23	BMWLT 2023-2 A2 DTD 10/11/2023 5.950% 08/25/2025	055979AB4	3,500,000.00	(3,499,804.35)	0.00	(3,499,804.35)			
10/03/23	10/11/23	BMWLT 2023-2 A3 DTD 10/11/2023 5.990% 09/25/2026	055979AC2	3,000,000.00	(2,999,939.10)	0.00	(2,999,939.10)			
10/03/23	10/11/23	GMCAR 2023-4 A2A DTD 10/11/2023 5.890% 11/16/2026	379930AB6	5,750,000.00	(5,749,452.03)	0.00	(5,749,452.03)			
10/04/23	10/04/23	FIDELITY GOV'T MM FUND 2642	31607A703	53,000,000.00	(53,000,000.00)	0.00	(53,000,000.00)			
10/05/23	10/05/23	CANTOR FITZGERALD REPO AGRMT DTD 10/05/2023 5.300% 10/12/2023	RE1365197	100,000,000.00	(100,000,000.00)	0.00	(100,000,000.00)			
10/05/23	10/11/23	FR WN1268 DTD 10/01/2023 4.620% 06/01/2028	3132XFMS4	33,378,000.00	(32,041,576.17)	(42,835.10)	(32,084,411.27)			
10/05/23	10/11/23	FR WN2446 DTD 10/01/2023 4.890% 02/01/2030	3132XGWW7	39,700,000.00	(38,307,398.44)	(53,925.83)	(38,361,324.27)			
10/06/23	10/06/23	FIDELITY GOV'T MM FUND 2642	31607A703	30,000,000.00	(30,000,000.00)	0.00	(30,000,000.00)			
10/11/23	10/19/23	FHMS K508 A2 DTD 10/01/2023 4.740% 08/01/2028	3137HAQ74	50,000,000.00	(48,903,200.00)	(118,500.00)	(49,021,700.00)			
10/12/23	10/12/23	CANTOR FITZGERALD REPO AGRMT DTD 10/12/2023 5.290% 10/19/2023	RE1365205	100,000,000.00	(100,000,000.00)	0.00	(100,000,000.00)			
10/12/23	10/12/23	FIDELITY GOV'T MM FUND 2642	31607A703	123,000,000.00	(123,000,000.00)	0.00	(123,000,000.00)			
10/16/23	10/16/23	FIDELITY GOV'T MM FUND 2642	31607A703	60,000,000.00	(60,000,000.00)	0.00	(60,000,000.00)			
10/16/23	10/16/23	FIDELITY GOV'T MM FUND 2642	31607A703	25,000,000.00	(25,000,000.00)	0.00	(25,000,000.00)			
10/17/23	10/20/23	FR WN2458 DTD 10/01/2023 5.060% 06/01/2028	3132XGWU6	24,652,000.00	(23,942,292.03)	(65,834.54)	(24,008,126.57)			
10/17/23	10/20/23	FR WN2460 DTD 10/01/2023 4.340% 06/01/2030	3132XGWW2	9,385,000.00	(8,691,756.45)	(21,496.86)	(8,713,253.31)			
10/17/23	10/20/23	FR WN2459 DTD 10/01/2023 5.260% 07/01/2030	3132XGWW4	46,801,000.00	(45,534,082.30)	(129,924.78)	(45,664,007.08)			
10/18/23	10/26/23	FRESB 2023-SB110 A5F DTD 10/01/2023 4.580% 08/01/2028	30333HAA5	20,500,000.00	(19,693,038.00)	(65,201.39)	(19,758,239.39)			
10/19/23	10/19/23	CANTOR FITZGERALD REPO AGRMT DTD 10/19/2023 5.280% 10/26/2023	RE1365213	100,000,000.00	(100,000,000.00)	0.00	(100,000,000.00)			
10/19/23	10/25/23	MBART 2023-2 A2 DTD 10/25/2023 5.920% 11/16/2026	58769FAB1	4,500,000.00	(4,499,798.40)	0.00	(4,499,798.40)			

**Managed Account Security Transactions & Interest**

For the Month Ending **October 31, 2023**

**SAN BERNARDINO COUNTY - 76990800**

Transaction Type		Security Description	CUSIP	Par	Principal Proceeds	Accrued Interest	Total	Realized G/L Cost	Realized G/L Amort Cost	Sale Method
Trade	Settle									
<b>BUY</b>										
10/25/23	10/31/23	FHMS K509 A2 DTD 10/01/2023 4.850% 09/01/2028	3137HAST4	75,000,000.00	(72,608,775.00)	(303,125.00)	(72,911,900.00)			
10/26/23	10/26/23	CANTOR FITZGERALD REPO AGRMT DTD 10/26/2023 5.290% 11/02/2023	RE1365221	100,000,000.00	(100,000,000.00)	0.00	(100,000,000.00)			
10/27/23	10/27/23	FIDELITY GOV'T MM FUND 2642	31607A703	400,000,000.00	(400,000,000.00)	0.00	(400,000,000.00)			
10/30/23	10/30/23	FIDELITY GOV'T MM FUND 2642	31607A703	47,000,000.00	(47,000,000.00)	0.00	(47,000,000.00)			

**Transaction Type Sub-Total** **1,514,166,000.00 (1,504,471,112.27) (800,843.50) (1,505,271,955.77)**

<b>INTEREST</b>										
10/01/23	10/25/23	FHLMC SERIES K049 A2 DTD 10/01/2015 3.010% 07/01/2025	3137BLMZ8	10,000,000.00	0.00	25,083.33	25,083.33			
10/01/23	10/25/23	FRESB 2023-SB108 ASF DTD 08/01/2023 4.250% 06/01/2028	30333AAA0	24,994,462.87	0.00	88,522.05	88,522.05			
10/01/23	10/25/23	FR WN2409 DTD 08/01/2023 4.900% 06/01/2028	3132XGVB9	42,540,000.00	0.00	173,705.00	173,705.00			
10/01/23	10/25/23	FHLMC SERIES K037 A2 DTD 03/01/2014 3.490% 01/01/2024	3137BYY9	47,853,567.46	0.00	139,174.11	139,174.11			
10/01/23	10/25/23	FRESB 2021-SB82 A5 DTD 01/01/2021 0.670% 11/01/2025	30318CAA5	3,715,403.89	0.00	2,074.43	2,074.43			
10/01/23	10/25/23	FHMS K046 A2 DTD 06/17/2015 3.205% 03/01/2025	3137BJP64	50,000,000.00	0.00	133,541.65	133,541.65			
10/01/23	10/25/23	FHMS K505 A2 DTD 07/01/2023 4.819% 06/01/2028	3137HACX2	75,000,000.00	0.00	301,187.48	301,187.48			
10/01/23	10/25/23	FHMS KJ21 A2 DTD 09/01/2018 3.700% 09/01/2026	3137FHGE7	9,643,929.17	0.00	29,735.45	29,735.45			
10/01/23	10/25/23	FHMS K732 AM DTD 06/28/2018 3.700% 05/01/2025	3137FG7G4	25,000,000.00	0.00	77,083.33	77,083.33			
10/01/23	10/25/23	FHMS K739 A2 DTD 11/01/2020 1.336% 09/01/2027	3137F64P9	12,000,000.00	0.00	13,360.00	13,360.00			
10/01/23	10/25/23	FHMS KJ23 A1 DTD 01/29/2019 3.683% 10/01/2025	3137FKSQ0	60,000,000.00	0.00	184,150.02	184,150.02			
10/01/23	10/25/23	FR WN2390 DTD 07/01/2023 4.920% 04/01/2028	3132XGUQ7	51,524,000.00	0.00	211,248.40	211,248.40			

**Managed Account Security Transactions & Interest**

For the Month Ending **October 31, 2023**

**SAN BERNARDINO COUNTY - 76990800**

Transaction Type		Security Description	CUSIP	Par	Principal Proceeds	Accrued Interest	Total	Realized G/L Cost	Realized G/L Amort Cost	Sale Method
Trade	Settle									
<b>INTEREST</b>										
10/01/23	10/25/23	FHMS KJ34 A1 DTD 07/01/2021 0.681% 06/01/2026	3137H1LS3	2,890,592.30	0.00	1,640.42	1,640.42			
10/01/23	10/25/23	FHMS K752 A2 DTD 08/01/2023 4.284% 07/01/2030	3137HAGZ3	25,000,000.00	0.00	89,250.00	89,250.00			
10/01/23	10/25/23	FHMS K506 A2 DTD 09/01/2023 4.650% 08/01/2028	3137HAMH6	50,000,000.00	0.00	193,750.00	193,750.00			
10/01/23	10/25/23	FR WN2415 DTD 08/01/2023 4.640% 05/01/2030	3132XGVH6	24,795,000.00	0.00	95,874.00	95,874.00			
10/01/23	10/25/23	FHMS K726 A1 DTD 06/01/2017 2.700% 10/01/2025	3137BYLE8	25,000,000.00	0.00	56,250.00	56,250.00			
10/01/23	10/25/23	FHMS K068 A2 DTD 10/27/2017 3.244% 08/01/2027	3137FBBX3	81,306,000.00	0.00	219,797.19	219,797.19			
10/01/23	10/25/23	FHMS K072 A2 DTD 01/01/2018 3.444% 12/01/2027	3137FEBO2	12,923,000.00	0.00	37,089.01	37,089.01			
10/01/23	10/25/23	FR WN2392 DTD 07/01/2023 4.050% 04/01/2030	3132XGUS3	30,193,000.00	0.00	101,901.38	101,901.38			
10/01/23	10/25/23	FRESB 2023-SB105 A5 DTD 05/01/2023 3.740% 04/01/2028	30332AAA1	33,458,777.23	0.00	104,279.87	104,279.87			
10/01/23	10/25/23	FRESB 2023-SB109 A5F DTD 09/01/2023 4.390% 08/01/2028	30333MAA4	25,000,000.00	0.00	91,458.33	91,458.33			
10/01/23	10/25/23	FNA 2023-M6 A2 DTD 07/01/2023 4.190% 07/01/2028	3136BQDE6	25,000,000.00	0.00	87,291.68	87,291.68			
10/01/23	10/25/23	FHMS K042 A2 DTD 01/28/2015 2.670% 12/01/2024	3137BFXT3	65,470,000.00	0.00	145,670.75	145,670.75			
10/01/23	10/25/23	FHMS K740 A2 DTD 11/01/2020 1.470% 09/01/2027	3137F72B0	22,000,000.00	0.00	26,950.00	26,950.00			
10/01/23	10/25/23	FHMS K729 A2 DTD 01/01/2020 2.525% 10/01/2026	3137FQXJ7	8,250,000.00	0.00	17,359.38	17,359.38			
10/01/23	10/25/23	FHMS K062 A2 DTD 02/01/2017 3.413% 12/01/2026	3137BUX60	28,867,855.00	0.00	82,105.00	82,105.00			
10/01/23	10/25/23	FHMS K050 A2 DTD 11/01/2015 3.334% 08/01/2025	3137BLW95	30,000,000.00	0.00	83,349.99	83,349.99			
10/01/23	10/25/23	FHMS K055 A2 DTD 06/22/2016 2.673% 03/01/2026	3137BPW21	83,500,000.00	0.00	185,996.25	185,996.25			

**Managed Account Security Transactions & Interest**

For the Month Ending **October 31, 2023**

**SAN BERNARDINO COUNTY - 76990800**

Transaction Type		Security Description	CUSIP	Par	Principal Proceeds	Accrued Interest	Total	Realized G/L Cost	Realized G/L Amort Cost	Sale Method
Trade	Settle									
<b>INTEREST</b>										
10/01/23	10/25/23	FHMS KGX1 AFX DTD 12/01/2017 3.000% 10/01/2027	3137FCKD5	70,500,000.00	0.00	176,250.00	176,250.00			
10/01/23	10/25/23	FRESB 2022-SB97 DTD 04/01/2022 1.780% 02/01/2027	30311SAA7	21,596,287.24	0.00	32,034.49	32,034.49			
10/01/23	10/25/23	FR WN1250 DTD 06/01/2023 4.400% 05/01/2028	3132XFL89	75,000,000.00	0.00	275,000.00	275,000.00			
10/01/23	10/25/23	FRESB 2023-SB107 A5F DTD 07/01/2023 4.090% 05/01/2028	30332EAA3	24,993,933.77	0.00	85,187.65	85,187.65			
10/01/23	10/25/23	FR WN2397 DTD 07/01/2023 5.000% 02/01/2030	3132XGUX2	33,757,000.00	0.00	140,654.17	140,654.17			
10/01/23	10/25/23	FHMS KJ36 A1 DTD 12/01/2021 1.298% 12/01/2026	3137H4RZ5	1,323,339.08	0.00	1,903.50	1,903.50			
10/01/23	10/25/23	FR WN2442 DTD 09/01/2023 4.230% 06/01/2030	3132XGWC6	59,832,000.00	0.00	210,907.80	210,907.80			
10/01/23	10/25/23	FHMS KJ47 A1 DTD 09/01/2023 5.272% 08/01/2028	3137HAMN3	11,000,000.00	0.00	48,326.66	48,326.66			
10/01/23	10/25/23	FR WN2405 DTD 07/01/2023 4.310% 04/01/2030	3132XGU79	26,814,000.00	0.00	96,306.95	96,306.95			
10/01/23	10/25/23	FRESB 2022-SB103 A5F DTD 10/01/2022 2.080% 06/01/2027	30329MAA0	7,891,858.24	0.00	13,679.22	13,679.22			
10/01/23	10/25/23	FR WN2421 DTD 09/01/2023 4.020% 06/01/2030	3132XGVP8	32,235,000.00	0.00	107,987.25	107,987.25			
10/01/23	10/25/23	FHLMC MULTIFAMILY STRUCTURED P DTD 08/01/2017 3.117% 06/01/2027	3137F2LJ3	36,557,817.00	0.00	94,958.93	94,958.93			
10/01/23	10/25/23	FR WN1255 DTD 07/01/2023 4.670% 04/01/2028	3132XFMD7	21,000,000.00	0.00	81,725.00	81,725.00			
10/01/23	10/25/23	FNA 2023-M5 2A2 DTD 07/01/2023 4.500% 07/01/2028	3136BQCS6	10,000,000.00	0.00	37,500.00	37,500.00			
10/01/23	10/25/23	FR WN2398 DTD 07/01/2023 5.030% 02/01/2030	3132XGUY0	15,656,000.00	0.00	65,624.73	65,624.73			
10/01/23	10/25/23	FHMS K079 AM DTD 08/01/2018 3.930% 06/01/2028	3137FGZU2	11,350,000.00	0.00	37,171.25	37,171.25			
10/01/23	10/25/23	FHMS K039 A2 DTD 09/01/2014 3.303% 07/01/2024	3137BDCW4	24,959,745.50	0.00	68,701.70	68,701.70			

**Managed Account Security Transactions & Interest**

For the Month Ending **October 31, 2023**

**SAN BERNARDINO COUNTY - 76990800**

Transaction Type		Security Description	CUSIP	Par	Principal Proceeds	Accrued Interest	Total	Realized G/L Cost	Realized G/L Amort Cost	Sale Method
Trade	Settle									
<b>INTEREST</b>										
10/01/23	10/25/23	FR WN1245 DTD 06/01/2023 4.350% 03/01/2028	3132XFL30	25,000,000.00	0.00	90,625.00	90,625.00			
10/01/23	10/25/23	FR WN2432 DTD 09/01/2023 5.050% 05/01/2028	3132XGV29	49,502,000.00	0.00	208,320.92	208,320.92			
10/01/23	10/25/23	FR WN2389 DTD 07/01/2023 4.650% 05/01/2028	3132XGUP9	43,850,000.00	0.00	169,918.75	169,918.75			
10/01/23	10/25/23	FR WN1252 DTD 06/01/2023 4.500% 03/01/2028	3132XFMA3	9,786,000.00	0.00	36,697.50	36,697.50			
10/01/23	10/25/23	FR WN2404 DTD 07/01/2023 4.320% 04/01/2030	3132XGU61	30,648,000.00	0.00	110,332.80	110,332.80			
10/01/23	10/25/23	FHMS K045 A2 DTD 05/01/2015 3.023% 01/01/2025	3137BHXJ1	22,454,472.00	0.00	56,566.55	56,566.55			
10/01/23	10/25/23	FHMS K053 A2 DTD 03/29/2016 2.995% 12/01/2025	3137BN6G4	59,300,000.00	0.00	148,002.90	148,002.90			
10/01/23	10/25/23	FRESB 2022-SB104 A5F DTD 11/01/2022 2.600% 09/01/2027	30329QAA1	25,786,135.59	0.00	55,869.97	55,869.97			
10/01/23	10/25/23	FHMS KJ39 A1 DTD 04/01/2022 2.750% 04/01/2027	3137H73W1	37,915,918.44	0.00	86,890.67	86,890.67			
10/01/23	10/25/23	FHMS K729 A2 DTD 12/01/2017 3.136% 10/01/2024	3137FCM43	16,500,000.00	0.00	43,119.99	43,119.99			
10/01/23	10/25/23	FHMS K507 A2 DTD 09/01/2023 4.800% 09/01/2028	3137HAMS2	50,000,000.00	0.00	200,000.00	200,000.00			
10/01/23	10/25/23	FHLMC MULTIFAMILY STRUCTURED P DTD 07/01/2017 3.243% 04/01/2027	3137F1G44	55,000,000.00	0.00	148,637.50	148,637.50			
10/01/23	10/25/23	FRESB 2023-SB106 A5F DTD 06/01/2023 3.960% 05/01/2028	35802AAE3	13,996,240.88	0.00	46,187.60	46,187.60			
10/01/23	10/25/23	FHMS K736 A2 DTD 09/01/2019 2.282% 07/01/2026	3137FNWX4	15,000,000.00	0.00	28,525.01	28,525.01			
10/01/23	10/25/23	FHMS K747 A2 DTD 01/01/2022 2.050% 11/01/2028	3137H5DX2	34,000,000.00	0.00	58,083.32	58,083.32			
10/01/23	10/25/23	FHMS KMP1 A2 DTD 09/01/2017 2.982% 08/01/2024	3137FATE8	50,000,000.00	0.00	124,250.00	124,250.00			
10/01/23	10/25/23	FR WN2382 DTD 07/01/2023 4.340% 06/01/2028	3132XGUG9	50,000,000.00	0.00	180,833.33	180,833.33			

**Managed Account Security Transactions & Interest**

For the Month Ending **October 31, 2023**

**SAN BERNARDINO COUNTY - 76990800**

Transaction Type		Security Description	CUSIP	Par	Principal Proceeds	Accrued Interest	Total	Realized G/L Cost	Realized G/L Amort Cost	Sale Method
Trade	Settle									
<b>INTEREST</b>										
10/01/23	10/25/23	FHMS K079 A2 DTD 08/01/2018 3.926% 06/01/2028	3137FGZT5	100,000,000.00	0.00	327,166.70	327,166.70			
10/01/23	10/25/23	FHMS K052 A1 DTD 12/01/2015 3.308% 09/01/2025	3137BM7C4	50,000,000.00	0.00	137,833.35	137,833.35			
10/01/23	10/25/23	FR WN2337 DTD 04/01/2023 4.350% 01/01/2030	3132XGS31	62,975,000.00	0.00	228,284.38	228,284.38			
10/01/23	10/25/23	FRESB 2021-SB83 DTD 02/01/2021 0.670% 01/01/2026	30318NAA1	3,416,300.78	0.00	1,793.56	1,793.56			
10/01/23	10/25/23	FHMS K733 A2 DTD 11/09/2018 3.750% 08/01/2025	3137FJXO7	3,313,448.82	0.00	10,354.53	10,354.53			
10/01/23	10/25/23	FHMS K047 A2 DTD 07/30/2015 3.329% 05/01/2025	3137BKRJ1	75,000,000.00	0.00	208,062.53	208,062.53			
10/03/23	10/03/23	FEDERAL HOME LOAN BANK NOTES DTD 10/28/2022 4.500% 10/03/2024	3130ATT31	75,000,000.00	0.00	1,687,500.00	1,687,500.00			
10/11/23	10/11/23	JOHN DEERE CAPITAL CORP CORPORATE NOTES DTD 10/11/2022 4.550% 10/11/2024	24422EWM7	15,000,000.00	0.00	341,250.00	341,250.00			
10/13/23	10/13/23	AMAZON.COM INC CORPORATE NOTES DTD 04/13/2022 3.000% 04/13/2025	023135CE4	50,000,000.00	0.00	750,000.00	750,000.00			
10/13/23	10/13/23	AMAZON.COM INC CORPORATE NOTES DTD 04/13/2022 2.730% 04/13/2024	023135CD6	50,000,000.00	0.00	682,500.00	682,500.00			
10/15/23	10/15/23	JDOT 2022-B A3 DTD 07/20/2022 3.740% 02/16/2027	47800AAC4	8,600,000.00	0.00	26,803.34	26,803.34			
10/15/23	10/15/23	TAOT 2021-C A3 DTD 09/27/2021 0.430% 01/15/2026	89239BAC5	8,917,268.69	0.00	3,195.36	3,195.36			
10/15/23	10/15/23	HART 2023-A A3 DTD 04/12/2023 4.580% 04/15/2027	448979AD6	14,000,000.00	0.00	53,433.34	53,433.34			
10/15/23	10/15/23	HART 2022-B A2A DTD 07/20/2022 3.640% 05/15/2025	44918MAB6	4,429,875.65	0.00	13,437.29	13,437.29			
10/15/23	10/15/23	HART 2022-B A3 DTD 07/20/2022 3.720% 11/16/2026	44918MAD2	11,000,000.00	0.00	34,100.00	34,100.00			
10/15/23	10/15/23	FANNIE MAE NOTES DTD 10/18/2019 1.625% 10/15/2024	3135G0W66	25,000,000.00	0.00	203,125.00	203,125.00			

**Managed Account Security Transactions & Interest**

For the Month Ending **October 31, 2023**

**SAN BERNARDINO COUNTY - 76990800**

Transaction Type		Security Description	CUSIP	Par	Principal Proceeds	Accrued Interest	Total	Realized G/L Cost	Realized G/L Amort Cost	Sale Method
Trade	Settle									
<b>INTEREST</b>										
10/15/23	10/15/23	HART 2023-B A3 DTD 07/19/2023 5.480% 04/17/2028	44933XAD9	5,000,000.00	0.00	22,833.34	22,833.34			
10/15/23	10/15/23	MBALT 2021-B A3 DTD 06/29/2021 0.400% 11/15/2024	58769KAD6	6,464,709.70	0.00	2,154.90	2,154.90			
10/15/23	10/15/23	HAROT 2023-2 A3 DTD 05/30/2023 4.930% 11/15/2027	437927AC0	4,000,000.00	0.00	16,433.33	16,433.33			
10/15/23	10/15/23	JDOT 2023-C A2 DTD 09/19/2023 5.760% 08/17/2026	47787CAB9	8,750,000.00	0.00	36,400.00	36,400.00			
10/15/23	10/15/23	TAOT 2021-D A3 DTD 11/15/2021 0.710% 04/15/2026	89238JAC9	6,054,766.60	0.00	3,582.40	3,582.40			
10/15/23	10/15/23	HART 2021-B A3 DTD 07/28/2021 0.380% 01/15/2026	44934KAC8	10,477,542.40	0.00	3,317.89	3,317.89			
10/15/23	10/15/23	JDOT 2023-B A3 DTD 06/28/2023 5.180% 03/15/2028	477920AC6	4,000,000.00	0.00	17,266.67	17,266.67			
10/15/23	10/15/23	TAOT 2021-B A3 DTD 06/14/2021 0.260% 11/17/2025	89190GAC1	20,043,876.58	0.00	4,342.84	4,342.84			
10/15/23	10/15/23	MBART 2023-1 A3 DTD 01/25/2023 4.510% 11/15/2027	58770AAC7	6,630,000.00	0.00	24,917.75	24,917.75			
10/15/23	10/15/23	MBALT 2023-A A2 DTD 05/24/2023 5.240% 11/17/2025	58768RAB6	19,000,000.00	0.00	82,966.67	82,966.67			
10/15/23	10/15/23	MBART 2022-1 A3 DTD 11/22/2022 5.210% 08/16/2027	58768PAC8	20,500,000.00	0.00	89,004.17	89,004.17			
10/15/23	10/15/23	US TREASURY NOTES DTD 10/15/2021 0.625% 10/15/2024	91282CDB4	75,000,000.00	0.00	234,375.00	234,375.00			
10/15/23	10/15/23	JDOT 2021-B A3 DTD 07/21/2021 0.520% 03/16/2026	47789OAC4	9,967,226.90	0.00	4,319.14	4,319.14			
10/15/23	10/15/23	JDOT 2022-A A3 DTD 03/16/2022 2.320% 09/16/2026	47787JAC2	8,000,000.00	0.00	15,466.66	15,466.66			
10/15/23	10/15/23	HAROT 2023-2 A2 DTD 05/30/2023 5.410% 04/15/2026	437927AB2	5,500,000.00	0.00	24,795.83	24,795.83			
10/15/23	10/15/23	HART 2023-B A2A DTD 07/19/2023 5.770% 05/15/2026	44933XAB3	5,000,000.00	0.00	24,041.67	24,041.67			
10/15/23	10/15/23	JDOT 2022-C A3 DTD 10/19/2022 5.090% 06/15/2027	47800BAC2	28,961,000.00	0.00	122,842.92	122,842.92			



**Managed Account Security Transactions & Interest**

For the Month Ending **October 31, 2023**

**SAN BERNARDINO COUNTY - 76990800**

Transaction Type		Security Description	CUSIP	Par	Principal Proceeds	Accrued Interest	Total	Realized G/L Cost	Realized G/L Amort Cost	Sale Method
Trade	Settle									
<b>INTEREST</b>										
10/15/23	10/15/23	AMXCA 2022-2 A DTD 05/24/2022 3.390% 05/17/2027	02582JJT8	20,000,000.00	0.00	56,500.00	56,500.00			
10/15/23	10/15/23	TAOT 2022-B A2A DTD 04/13/2022 2.350% 01/15/2025	89238FAB9	1,762,563.52	0.00	3,451.68	3,451.68			
10/15/23	10/15/23	HAROT 2021-2 A3 DTD 05/26/2021 0.330% 08/15/2025	43811JAC1	13,559,330.36	0.00	3,728.82	3,728.82			
10/15/23	10/15/23	JDOT 2022-B A2 DTD 07/20/2022 3.730% 06/16/2025	47800AAB6	5,231,058.85	0.00	16,259.87	16,259.87			
10/15/23	10/15/23	TAOT 2022-B A3 DTD 04/13/2022 2.930% 09/15/2026	89238FAD5	12,000,000.00	0.00	29,300.00	29,300.00			
10/15/23	10/15/23	JDOT 2023-C A3 DTD 09/19/2023 5.480% 05/15/2028	47787CAC7	6,750,000.00	0.00	26,715.00	26,715.00			
10/15/23	10/15/23	AMXCA 2023-1 A DTD 06/14/2023 4.870% 05/15/2028	02582JJZ4	14,000,000.00	0.00	56,816.66	56,816.66			
10/15/23	10/15/23	TAOT 2023-C A3 DTD 08/15/2023 5.160% 04/17/2028	89231FAD2	2,000,000.00	0.00	8,600.00	8,600.00			
10/15/23	10/15/23	JDOT 2023-A A3 DTD 03/02/2023 5.010% 11/15/2027	47800CAC0	22,000,000.00	0.00	91,850.00	91,850.00			
10/15/23	10/15/23	MBALT 2023-A A3 DTD 05/24/2023 4.740% 01/15/2027	58768RAC4	20,000,000.00	0.00	79,000.00	79,000.00			
10/15/23	10/15/23	TAOT 2023-A A3 DTD 01/30/2023 4.630% 09/15/2027	891940AC2	13,000,000.00	0.00	50,158.33	50,158.33			
10/15/23	10/15/23	MBART 2022-1 A2 DTD 11/22/2022 5.260% 10/15/2025	58768PAB0	7,704,201.82	0.00	33,770.08	33,770.08			
10/15/23	10/15/23	MBART 2021-1 A3 DTD 09/22/2021 0.460% 06/15/2026	58772WAC7	14,602,795.47	0.00	5,597.74	5,597.74			
10/15/23	10/15/23	JDOT 2022-C A2 DTD 10/19/2022 4.980% 08/15/2025	47800BAB4	23,305,425.19	0.00	96,717.51	96,717.51			
10/15/23	10/15/23	TAOT 2022-D A3 DTD 11/08/2022 5.300% 09/15/2027	89239HAD0	70,500,000.00	0.00	311,375.02	311,375.02			
10/15/23	10/15/23	HART 2022-C A3 DTD 11/09/2022 5.390% 06/15/2027	44933DAD3	48,500,000.00	0.00	217,845.85	217,845.85			
10/15/23	10/15/23	HART 2023-A A2A DTD 04/12/2023 5.190% 12/15/2025	448979AB0	12,240,000.00	0.00	52,938.00	52,938.00			

**Managed Account Security Transactions & Interest**

For the Month Ending **October 31, 2023**

**SAN BERNARDINO COUNTY - 76990800**

Transaction Type		Security Description	CUSIP	Par	Principal Proceeds	Accrued Interest	Total	Realized G/L Cost	Realized G/L Amort Cost	Sale Method
Trade	Settle									
<b>INTEREST</b>										
10/15/23	10/15/23	HART 2021-C A3 DTD 11/17/2021 0.740% 05/15/2026	44935FAD6	4,712,770.28	0.00	2,906.21	2,906.21			
10/15/23	10/15/23	MBART 2023-1 A2 DTD 01/25/2023 5.090% 01/15/2026	58770AAB9	2,743,024.47	0.00	11,634.99	11,634.99			
10/15/23	10/15/23	DCENT 2023-A2 A DTD 06/28/2023 4.930% 06/15/2028	254683CZ6	25,000,000.00	0.00	102,708.33	102,708.33			
10/15/23	10/15/23	TAOT 2023-B A3 DTD 05/23/2023 4.710% 02/15/2028	891941AD8	12,500,000.00	0.00	49,062.50	49,062.50			
10/15/23	10/15/23	JDOT 2023-A A2 DTD 03/02/2023 5.280% 03/16/2026	47800CAB2	25,000,000.00	0.00	110,000.00	110,000.00			
10/15/23	10/15/23	TAOT 2023-A A2 DTD 01/30/2023 5.050% 01/15/2026	891940AB4	6,249,342.04	0.00	26,299.32	26,299.32			
10/15/23	10/15/23	TAOT 2023-C A2A DTD 08/15/2023 5.600% 08/17/2026	89231FAB6	3,000,000.00	0.00	14,000.00	14,000.00			
10/15/23	10/15/23	COMET 2023-A1 A DTD 05/24/2023 4.420% 05/15/2028	14041NGD7	50,000,000.00	0.00	184,166.65	184,166.65			
10/15/23	10/15/23	JDOT 2023-B A2 DTD 06/28/2023 5.590% 06/15/2026	477920AB8	5,000,000.00	0.00	23,291.67	23,291.67			
10/15/23	10/15/23	WALMART INC CORPORATE NOTES (CALLABLE) DTD 04/18/2023 4.000% 04/15/2026	931142FA6	15,000,000.00	0.00	295,000.01	295,000.01			
10/15/23	10/15/23	DCENT 2023-A1 A DTD 04/11/2023 4.310% 03/15/2028	254683CY9	45,000,000.00	0.00	161,625.02	161,625.02			
10/15/23	10/15/23	TAOT 2022-D A2A DTD 11/08/2022 5.270% 01/15/2026	89239HAB4	18,657,387.38	0.00	81,937.03	81,937.03			
10/15/23	10/15/23	HART 2022-C A2A DTD 11/09/2022 5.350% 11/17/2025	44933DAB7	27,100,940.67	0.00	120,825.04	120,825.04			
10/15/23	10/15/23	JDOT 2022-A A2 DTD 03/16/2022 1.900% 11/15/2024	47787JAB4	345,458.16	0.00	546.98	546.98			
10/15/23	10/15/23	AMXCA 2022-4 A DTD 11/03/2022 4.950% 10/15/2027	02582JJX9	33,000,000.00	0.00	136,125.00	136,125.00			
10/15/23	10/15/23	TAOT 2022-A A3 DTD 01/31/2022 1.230% 06/15/2026	89239KAC5	4,221,743.33	0.00	4,327.29	4,327.29			

**Managed Account Security Transactions & Interest**

For the Month Ending **October 31, 2023**

**SAN BERNARDINO COUNTY - 76990800**

Transaction Type		Security Description	CUSIP	Par	Principal Proceeds	Accrued Interest	Total	Realized G/L Cost	Realized G/L Amort Cost	Sale Method
Trade	Settle									
<b>INTEREST</b>										
10/15/23	10/15/23	TAOT 2023-B A2A DTD 05/23/2023 5.280% 05/15/2026	891941AB2	6,017,000.00	0.00	26,474.80	26,474.80			
10/16/23	10/16/23	GMCAR 2023-3 A2A DTD 07/19/2023 5.740% 09/16/2026	36267KAB3	2,250,000.00	0.00	10,762.50	10,762.50			
10/16/23	10/16/23	GMCAR 2023-3 A3 DTD 07/19/2023 5.450% 06/16/2028	36267KAD9	5,000,000.00	0.00	22,708.34	22,708.34			
10/18/23	10/18/23	HAROT 2023-3 A2 DTD 08/22/2023 5.710% 03/18/2026	43815QAB3	7,000,000.00	0.00	33,308.33	33,308.33			
10/18/23	10/18/23	HAROT 2023-3 A3 DTD 08/22/2023 5.410% 02/18/2028	43815OAC1	6,500,000.00	0.00	29,304.16	29,304.16			
10/20/23	10/20/23	TLOT 2023-A A2 DTD 04/18/2023 5.300% 08/20/2025	89239MAB3	5,703,642.75	0.00	25,191.09	25,191.09			
10/20/23	10/20/23	VZMT 2023-2 A DTD 04/25/2023 4.890% 04/13/2028	92348KBL6	35,000,000.00	0.00	142,625.00	142,625.00			
10/20/23	10/20/23	TLOT 2023-A A3 DTD 04/18/2023 4.930% 04/20/2026	89239MAC1	14,000,000.00	0.00	57,516.66	57,516.66			
10/21/23	10/21/23	HAROT 2021-4 A3 DTD 11/24/2021 0.880% 01/21/2026	43815GAC3	6,642,829.23	0.00	4,871.41	4,871.41			
10/21/23	10/21/23	HAROT 2023-1 A2 DTD 02/24/2023 5.220% 10/21/2025	43815JAB9	6,000,000.00	0.00	26,100.00	26,100.00			
10/21/23	10/21/23	HAROT 2023-1 A3 DTD 02/24/2023 5.040% 04/21/2027	43815JAC7	6,500,000.00	0.00	27,300.00	27,300.00			
10/22/23	10/22/23	FANNIE MAE NOTES DTD 04/24/2020 0.625% 04/22/2025	3135G03U5	50,000,000.00	0.00	156,250.00	156,250.00			
10/25/23	10/25/23	BMWOT 2023-A A3 DTD 07/18/2023 5.470% 02/25/2028	05592XAD2	3,000,000.00	0.00	13,675.00	13,675.00			
10/25/23	10/25/23	BMWLT 2021-2 A3 DTD 09/15/2021 0.330% 12/26/2024	09690AAC7	1,423,246.67	0.00	391.40	391.40			
10/25/23	10/25/23	BMWLT 2023-1 A3 DTD 02/15/2023 5.160% 11/25/2025	05593AAC3	6,150,000.00	0.00	26,445.00	26,445.00			
10/25/23	10/25/23	BANK OF NY MELLON CORP FLT NOTES (CALLAB DTD 10/25/2021 5.520% 10/25/2024	06406RAY3	50,000,000.00	0.00	705,950.50	705,950.50			

**Managed Account Security Transactions & Interest**

For the Month Ending **October 31, 2023**

**SAN BERNARDINO COUNTY - 76990800**

Transaction Type		Security Description	CUSIP	Par	Principal Proceeds	Accrued Interest	Total	Realized G/L Cost	Realized G/L Amort Cost	Sale Method
Trade	Settle									
<b>INTEREST</b>										
10/25/23	10/25/23	BMWOT 2023-A A2A DTD 07/18/2023 5.720% 04/27/2026	05592XAB6	3,000,000.00	0.00	14,300.00	14,300.00			
10/25/23	10/25/23	BANK OF NY MELLON CORP (CALLABLE) CORP N DTD 04/26/2022 3.350% 04/25/2025	06406RBC0	50,000,000.00	0.00	837,500.00	837,500.00			
10/25/23	10/25/23	BMWLT 2023-1 A2 DTD 02/15/2023 5.270% 02/25/2025	05593AAB5	3,987,710.74	0.00	17,512.70	17,512.70			
10/25/23	10/25/23	BMWLT 2022-1 A3 DTD 01/19/2022 1.100% 03/25/2025	05601XAC3	4,448,466.92	0.00	4,077.76	4,077.76			
10/25/23	10/25/23	BMWOT 2022-A A3 DTD 05/18/2022 3.210% 08/25/2026	05602RAD3	14,000,000.00	0.00	37,450.00	37,450.00			
10/25/23	10/25/23	BANK OF NY MELLON CORP (CALLABLE) CORPOR DTD 10/25/2021 0.850% 10/25/2024	06406RAX5	50,000,000.00	0.00	212,500.00	212,500.00			
10/25/23	10/25/23	BMWOT 2022-A A2A DTD 05/18/2022 2.520% 12/26/2024	05602RAB7	1,854,924.42	0.00	3,895.34	3,895.34			
10/26/23	10/26/23	BANK OF NY MELLON CORP NOTES (CALLABLE) DTD 04/26/2021 0.500% 04/26/2024	06406RAS6	35,000,000.00	0.00	87,500.00	87,500.00			
10/26/23	10/26/23	FEDERAL HOME LOAN BANK NOTES (CALLABLE) DTD 10/26/2021 1.250% 10/26/2026	3130APJ55	83,710,000.00	0.00	523,187.50	523,187.50			
10/26/23	10/26/23	BANK ON NY MELLON CORP FLT NOTES (CALLAB DTD 04/26/2021 5.580% 04/26/2024	06406RAT4	15,000,000.00	0.00	214,363.07	214,363.07			
10/29/23	10/29/23	FHLMC (CALLABLE) NOTES DTD 04/29/2020 0.570% 04/29/2024	3134GVPP7	25,000,000.00	0.00	71,250.00	71,250.00			
10/31/23	10/31/23	FEDERATED GOVT OBLIGATIONS FUND	608919718	0.00	0.00	4,459.44	4,459.44			
10/31/23	10/31/23	CALIFORNIA ASSET MANAGEMENT PROGRAM	CAMPMF025	0.00	0.00	2,851,002.25	2,851,002.25			
10/31/23	10/31/23	MORGAN STANLEY LIQ GOVT-INST FUND	61747C707	0.00	0.00	4,456.92	4,456.92			
10/31/23	10/31/23	INVESTMENT TRUST OF CALIFORNIA	CALTRUST3	0.00	0.00	46,958.57	46,958.57			
10/31/23	10/31/23	STONECASTLE FICA	FICAMF003	0.00	0.00	97.93	97.93			

**Managed Account Security Transactions & Interest**

For the Month Ending **October 31, 2023**

**SAN BERNARDINO COUNTY - 76990800**

Transaction Type		Security Description	CUSIP	Par	Principal Proceeds	Accrued Interest	Total	Realized G/L Cost	Realized G/L Amort Cost	Sale Method
Trade	Settle									
<b>INTEREST</b>										
10/31/23	10/31/23	FIDELITY GOV'T MM FUND 2642	31607A703	0.00	0.00	1,525,744.71	1,525,744.71			
10/31/23	10/31/23	US TREASURY NOTES DTD 10/31/2020 0.250% 10/31/2025	91282CAT8	100,000,000.00	0.00	125,000.00	125,000.00			
10/31/23	10/31/23	NORTHERN TRUST INST GOVT SELECT 848	665278701	0.00	0.00	4,429.47	4,429.47			
<b>Transaction Type Sub-Total</b>				<b>4,041,006,214.05</b>	<b>0.00</b>	<b>22,163,200.62</b>	<b>22,163,200.62</b>			
<b>MATURITY</b>										
10/02/23	10/02/23	BOFA SECURITIES INC COMM PAPER DTD 01/18/2023 0.000% 10/02/2023	06054PX27	125,000,000.00	125,000,000.00	0.00	125,000,000.00	3,372,395.83	0.00	
10/02/23	10/02/23	TORONTO DOMINION BANK NY CERT DEPOS DTD 09/26/2022 5.000% 10/02/2023	89115BWE6	50,000,000.00	50,000,000.00	2,576,388.89	52,576,388.89	0.00	0.00	
10/04/23	10/04/23	TORONTO DOMINION BANK NY CERT DEPOS DTD 05/01/2023 5.350% 10/04/2023	89115BD80	50,000,000.00	50,000,000.00	1,159,166.67	51,159,166.67	0.00	0.00	
10/04/23	10/04/23	INTER-AMERICAN DEVELOPMENT BANK NOTE DTD 10/04/2013 3.000% 10/04/2023	4581X0CC0	25,000,000.00	25,000,000.00	375,000.00	25,375,000.00	(480,000.00)	0.00	
10/05/23	10/05/23	CANTOR FITZGERALD REPO AGRMT DTD 09/28/2023 5.300% 10/05/2023	RE1365189	100,000,000.00	100,000,000.00	103,055.56	100,103,055.56	0.00	0.00	
10/06/23	10/06/23	TORONTO DOMINION BANK NY CERT DEPOS DTD 04/06/2023 5.300% 10/06/2023	89115B5L0	50,000,000.00	50,000,000.00	1,347,083.33	51,347,083.33	0.00	0.00	
10/10/23	10/10/23	JOHN DEERE CAPITAL CORP CORPORATE NOTES DTD 10/09/2020 0.400% 10/10/2023	24422EVJ5	3,000,000.00	3,000,000.00	6,000.00	3,006,000.00	3,480.00	0.00	
10/12/23	10/12/23	CANTOR FITZGERALD REPO AGRMT DTD 10/05/2023 5.300% 10/12/2023	RE1365197	100,000,000.00	100,000,000.00	103,055.56	100,103,055.56	0.00	0.00	
10/16/23	10/16/23	FREDDIE MAC NOTES DTD 10/16/2020 0.125% 10/16/2023	3137EAEY1	64,000,000.00	64,000,000.00	40,000.00	64,040,000.00	238,720.00	0.00	
10/19/23	10/19/23	CANTOR FITZGERALD REPO AGRMT DTD 10/12/2023 5.290% 10/19/2023	RE1365205	100,000,000.00	100,000,000.00	102,861.11	100,102,861.11	0.00	0.00	

**Managed Account Security Transactions & Interest**

For the Month Ending **October 31, 2023**

**SAN BERNARDINO COUNTY - 76990800**

Transaction Type		Security Description	CUSIP	Par	Principal Proceeds	Accrued Interest	Total	Realized G/L Cost	Realized G/L Amort Cost	Sale Method
Trade	Settle									
<b>MATURITY</b>										
10/26/23	10/26/23	CANTOR FITZGERALD REPO AGRMT DTD 10/19/2023 5.280% 10/26/2023	RE1365213	100,000,000.00	100,000,000.00	102,666.67	100,102,666.67	0.00	0.00	
10/31/23	10/31/23	US TREASURY BILL DTD 07/05/2023 0.000% 10/31/2023	912797HD2	50,000,000.00	50,000,000.00	0.00	50,000,000.00	850,200.00	0.00	
<b>Transaction Type Sub-Total</b>				<b>817,000,000.00</b>	<b>817,000,000.00</b>	<b>5,915,277.79</b>	<b>822,915,277.79</b>	<b>3,984,795.83</b>	<b>0.00</b>	
<b>PAYDOWNS</b>										
10/01/23	10/01/23	MBALT 2021-B A3 DTD 06/29/2021 0.400% 11/15/2024	58769KAD6	1,506,203.19	1,506,203.19	0.00	1,506,203.19	113.72	0.00	
10/01/23	10/01/23	HAROT 2021-4 A3 DTD 11/24/2021 0.880% 01/21/2026	43815GAC3	425,416.50	425,416.50	0.00	425,416.50	89.68	0.00	
10/01/23	10/01/23	HAROT 2021-2 A3 DTD 05/26/2021 0.330% 08/15/2025	43811JAC1	874,796.33	874,796.33	0.00	874,796.33	34.12	0.00	
10/01/23	10/01/23	JDOT 2021-B A3 DTD 07/21/2021 0.520% 03/16/2026	47789OAC4	526,061.76	526,061.76	0.00	526,061.76	46.92	0.00	
10/01/23	10/01/23	BMWLT 2022-1 A3 DTD 01/19/2022 1.100% 03/25/2025	05601XAC3	727,484.84	727,484.84	0.00	727,484.84	108.76	0.00	
10/01/23	10/01/23	HAROT 2021-2 A3 DTD 05/26/2021 0.330% 08/15/2025	43811JAC1	460,419.12	460,419.12	0.00	460,419.12	5,575.39	0.00	
10/01/23	10/01/23	TAOT 2022-A A3 DTD 01/31/2022 1.230% 06/15/2026	89239KAC5	243,117.45	243,117.45	0.00	243,117.45	41.33	0.00	
10/01/23	10/01/23	MBART 2021-1 A3 DTD 09/22/2021 0.460% 06/15/2026	58772WAC7	941,952.27	941,952.27	0.00	941,952.27	123.21	0.00	
10/01/23	10/01/23	TAOT 2021-C A3 DTD 09/27/2021 0.430% 01/15/2026	89239BAC5	631,732.76	631,732.76	0.00	631,732.76	50.35	0.00	
10/01/23	10/01/23	HART 2021-B A3 DTD 07/28/2021 0.380% 01/15/2026	44934KAC8	911,750.55	911,750.55	0.00	911,750.55	201.22	0.00	
10/01/23	10/01/23	TAOT 2021-D A3 DTD 11/15/2021 0.710% 04/15/2026	89238JAC9	374,907.74	374,907.74	0.00	374,907.74	7.99	0.00	
10/01/23	10/01/23	HART 2021-C A3 DTD 11/17/2021 0.740% 05/15/2026	44935FAD6	318,086.60	318,086.60	0.00	318,086.60	71.00	0.00	
10/01/23	10/01/23	BMWLT 2021-2 A3 DTD 09/15/2021 0.330% 12/26/2024	09690AAC7	611,239.43	611,239.43	0.00	611,239.43	63.08	0.00	

**Managed Account Security Transactions & Interest**

For the Month Ending **October 31, 2023**

**SAN BERNARDINO COUNTY - 76990800**

Transaction Type		Security Description	CUSIP	Par	Principal Proceeds	Accrued Interest	Total	Realized G/L Cost	Realized G/L Amort Cost	Sale Method
Trade	Settle									
<b>PAYDOWNS</b>										
10/01/23	10/25/23	FRESB 2022-SB97 DTD 04/01/2022 1.780% 02/01/2027	30311SAA7	33,164.65	33,164.65	0.00	33,164.65	1,314.38	0.00	
10/01/23	10/25/23	FHMS KJ36 A1 DTD 12/01/2021 1.298% 12/01/2026	3137H4RZ5	145,468.87	145,468.87	0.00	145,468.87	0.58	0.00	
10/01/23	10/25/23	FRESB 2023-SB108 A5F DTD 08/01/2023 4.250% 06/01/2028	30333AAA0	6,270.73	6,270.73	0.00	6,270.73	135.15	0.00	
10/01/23	10/25/23	FHMS K733 A2 DTD 11/09/2018 3.750% 08/01/2025	3137FJXQ7	1,781.35	1,781.35	0.00	1,781.35	(152.46)	0.00	
10/01/23	10/25/23	FRESB 2022-SB103 A5F DTD 10/01/2022 2.080% 06/01/2027	30329MAA0	10,956.08	10,956.08	0.00	10,956.08	1,140.67	0.00	
10/01/23	10/25/23	FHMS KJ39 A1 DTD 04/01/2022 2.750% 04/01/2027	3137H73W1	71,356.74	71,356.74	0.00	71,356.74	11.77	0.00	
10/01/23	10/25/23	FHMS KJ47 A1 DTD 09/01/2023 5.272% 08/01/2028	3137HAMN3	14,934.04	14,934.04	0.00	14,934.04	0.07	0.00	
10/01/23	10/25/23	FHMS K045 A2 DTD 05/01/2015 3.023% 01/01/2025	3137BHXJ1	41,494.50	41,494.50	0.00	41,494.50	(4,092.72)	0.00	
10/01/23	10/25/23	FRESB 2021-SB82 A5 DTD 01/01/2021 0.670% 11/01/2025	30318CAA5	4,155.78	4,155.78	0.00	4,155.78	(20.38)	0.00	
10/01/23	10/25/23	FHMS K039 A2 DTD 09/01/2014 3.303% 07/01/2024	3137BDCW4	975,470.00	975,470.00	0.00	975,470.00	5,525.12	0.00	
10/01/23	10/25/23	FRESB 2021-SB83 DTD 02/01/2021 0.670% 01/01/2026	30318NAA1	44,468.80	44,468.80	0.00	44,468.80	(208.83)	0.00	
10/01/23	10/25/23	FRESB 2022-SB104 A5F DTD 11/01/2022 2.600% 09/01/2027	30329OAA1	31,680.79	31,680.79	0.00	31,680.79	2,761.36	0.00	
10/01/23	10/25/23	FRESB 2023-SB109 A5F DTD 09/01/2023 4.390% 08/01/2028	30333MAA4	1,970.45	1,970.45	0.00	1,970.45	53.69	0.00	
10/01/23	10/25/23	FRESB 2021-SB82 A5 DTD 01/01/2021 0.670% 11/01/2025	30318CAA5	1,781.05	1,781.05	0.00	1,781.05	(8.73)	0.00	
10/01/23	10/25/23	FRESB 2023-SB107 A5F DTD 07/01/2023 4.090% 05/01/2028	30332EAA3	3,457.85	3,457.85	0.00	3,457.85	75.18	0.00	
10/01/23	10/25/23	FHMS KJ34 A1 DTD 07/01/2021 0.681% 06/01/2026	3137H1LS3	18,410.18	18,410.18	0.00	18,410.18	0.22	0.00	
10/01/23	10/25/23	FRESB 2023-SB105 A5 DTD 05/01/2023 3.740% 04/01/2028	30332AAA1	16,846.11	16,846.11	0.00	16,846.11	420.80	0.00	

**Managed Account Security Transactions & Interest**

For the Month Ending **October 31, 2023**

**SAN BERNARDINO COUNTY - 76990800**

Transaction Type		Security Description	CUSIP	Par	Principal Proceeds	Accrued Interest	Total	Realized G/L Cost	Realized G/L Amort Cost	Sale Method
Trade	Settle									
<b>PAYDOWNS</b>										
10/01/23	10/25/23	FRESB 2023-SB106 ASF DTD 06/01/2023 3.960% 05/01/2028	35802AAE3	1,988.59	1,988.59	0.00	1,988.59	58.68	0.00	
10/01/23	10/25/23	FHLMC SERIES K037 A2 DTD 03/01/2014 3.490% 01/01/2024	3137B7YY9	3,762,505.35	3,762,505.35	0.00	3,762,505.35	(43,210.02)	0.00	
10/01/23	10/25/23	FHMS KJ21 A2 DTD 09/01/2018 3.700% 09/01/2026	3137FHGE7	14,721.84	14,721.84	0.00	14,721.84	296.74	0.00	
10/15/23	10/15/23	JDOT 2022-B A2 DTD 07/20/2022 3.730% 06/16/2025	47800AAB6	632,957.55	632,957.55	0.00	632,957.55	67.03	0.00	
10/15/23	10/15/23	TAOT 2023-A A2 DTD 01/30/2023 5.050% 01/15/2026	891940AB4	462,958.88	462,958.88	0.00	462,958.88	18.70	0.00	
10/15/23	10/15/23	HART 2022-B A2A DTD 07/20/2022 3.640% 05/15/2025	44918MAB6	678,637.52	678,637.52	0.00	678,637.52	34.41	0.00	
10/15/23	10/15/23	JDOT 2022-A A3 DTD 03/16/2022 2.320% 09/16/2026	47787JAC2	129,517.51	129,517.51	0.00	129,517.51	28.65	0.00	
10/15/23	10/15/23	TAOT 2022-D A2A DTD 11/08/2022 5.270% 01/15/2026	89239HAB4	1,416,262.37	1,416,262.37	0.00	1,416,262.37	15.72	0.00	
10/15/23	10/15/23	JDOT 2022-C A2 DTD 10/19/2022 4.980% 08/15/2025	47800BAB4	2,070,981.35	2,070,981.35	0.00	2,070,981.35	74.14	0.00	
10/15/23	10/15/23	TAOT 2022-B A2A DTD 04/13/2022 2.350% 01/15/2025	89238FAB9	489,568.22	489,568.22	0.00	489,568.22	21.34	0.00	
10/15/23	10/15/23	JDOT 2022-A A2 DTD 03/16/2022 1.900% 11/15/2024	47787JAB4	345,458.16	345,458.16	0.00	345,458.16	18.90	0.00	
10/15/23	10/15/23	HART 2022-C A2A DTD 11/09/2022 5.350% 11/17/2025	44933DAB7	2,503,778.70	2,503,778.70	0.00	2,503,778.70	154.98	0.00	
10/15/23	10/15/23	MBART 2022-1 A2 DTD 11/22/2022 5.260% 10/15/2025	58768PAB0	838,482.52	838,482.52	0.00	838,482.52	53.58	0.00	
10/15/23	10/15/23	MBART 2023-1 A2 DTD 01/25/2023 5.090% 01/15/2026	58770AAB9	247,871.78	247,871.78	0.00	247,871.78	8.55	0.00	
10/15/23	10/15/23	HART 2023-A A2A DTD 04/12/2023 5.190% 12/15/2025	448979AB0	474,226.06	474,226.06	0.00	474,226.06	27.41	0.00	
10/15/23	10/15/23	TAOT 2021-B A3 DTD 06/14/2021 0.260% 11/17/2025	89190GAC1	1,691,321.32	1,691,321.32	0.00	1,691,321.32	182.15	0.00	
10/20/23	10/20/23	TLOT 2023-A A2 DTD 04/18/2023 5.300% 08/20/2025	89239MAB3	323,208.46	323,208.46	0.00	323,208.46	12.54	0.00	



**Managed Account Security Transactions & Interest**

For the Month Ending **October 31, 2023**

**SAN BERNARDINO COUNTY - 76990800**

Transaction Type		Security Description	CUSIP	Par	Principal Proceeds	Accrued Interest	Total	Realized G/L Cost	Realized G/L Amort Cost	Sale Method
Trade	Settle									
<b>PAYDOWNS</b>										
10/21/23	10/21/23	HAROT 2023-1 A2 DTD 02/24/2023 5.220% 10/21/2025	43815JAB9	356,166.21	356,166.21	0.00	356,166.21	21.41	0.00	
10/25/23	10/25/23	BMWOT 2022-A A2A DTD 05/18/2022 2.520% 12/26/2024	05602RAB7	725,042.15	725,042.15	0.00	725,042.15	52.13	0.00	
10/25/23	10/25/23	BMWLT 2023-1 A2 DTD 02/15/2023 5.270% 02/25/2025	05593AAB5	439,158.59	439,158.59	0.00	439,158.59	29.16	0.00	
<b>Transaction Type Sub-Total</b>				<b>27,581,649.64</b>	<b>27,581,649.64</b>	<b>0.00</b>	<b>27,581,649.64</b>	<b>(28,551.16)</b>	<b>0.00</b>	
<b>SELL</b>										
10/06/23	10/06/23	FIDELITY GOV'T MM FUND 2642	31607A703	80,000,000.00	80,000,000.00	0.00	80,000,000.00	0.00	0.00	FIFO
10/11/23	10/11/23	FIDELITY GOV'T MM FUND 2642	31607A703	140,000,000.00	140,000,000.00	0.00	140,000,000.00	0.00	0.00	FIFO
10/13/23	10/13/23	FIDELITY GOV'T MM FUND 2642	31607A703	39,000,000.00	39,000,000.00	0.00	39,000,000.00	0.00	0.00	FIFO
10/18/23	10/18/23	FIDELITY GOV'T MM FUND 2642	31607A703	5,000,000.00	5,000,000.00	0.00	5,000,000.00	0.00	0.00	FIFO
10/18/23	10/18/23	FIDELITY GOV'T MM FUND 2642	31607A703	33,000,000.00	33,000,000.00	0.00	33,000,000.00	0.00	0.00	FIFO
10/19/23	10/19/23	FIDELITY GOV'T MM FUND 2642	31607A703	5,000,000.00	5,000,000.00	0.00	5,000,000.00	0.00	0.00	FIFO
10/19/23	10/19/23	FIDELITY GOV'T MM FUND 2642	31607A703	55,000,000.00	55,000,000.00	0.00	55,000,000.00	0.00	0.00	FIFO
10/20/23	10/20/23	FIDELITY GOV'T MM FUND 2642	31607A703	7,000,000.00	7,000,000.00	0.00	7,000,000.00	0.00	0.00	FIFO
10/20/23	10/20/23	FIDELITY GOV'T MM FUND 2642	31607A703	48,000,000.00	48,000,000.00	0.00	48,000,000.00	0.00	0.00	FIFO
10/20/23	10/20/23	FIDELITY GOV'T MM FUND 2642	31607A703	30,000,000.00	30,000,000.00	0.00	30,000,000.00	0.00	0.00	FIFO
10/23/23	10/23/23	FIDELITY GOV'T MM FUND 2642	31607A703	41,000,000.00	41,000,000.00	0.00	41,000,000.00	0.00	0.00	FIFO
<b>Transaction Type Sub-Total</b>				<b>483,000,000.00</b>	<b>483,000,000.00</b>	<b>0.00</b>	<b>483,000,000.00</b>	<b>0.00</b>	<b>0.00</b>	
<b>Managed Account Sub-Total</b>					<b>(176,889,462.63)</b>	<b>27,277,634.91</b>	<b>(149,611,827.72)</b>	<b>3,956,244.67</b>	<b>0.00</b>	
<b>Total Security Transactions</b>					<b>(176,889,462.63)</b>	<b>27,277,634.91</b>	<b>(149,611,827.72)</b>	<b>3,956,244.67</b>	<b>0.00</b>	